



Yearling and 18-Month Bull Catalogue

2010

SALE BY PRIVATE TREATY



Rural Livestock Ltd

Proud supporters of Mount Linton Angus

**Livestock Specialists • Store & Prime • Auctioneers • Valuations
Clearing Sales • Prime Stock Drafting • Livestock Finance**



Otago & Southland Agents

Dennis Mullally
Alexandra
0274 730 833 or 03 448 8859

Anthony Cox
Stud Stock
0272 083 071 or 03 355 2926

Rob Fowler
Otago Livestock Manager
0274 730 845 or 03 489 3105

Simon Cox
Southland Livestock Manager
0272 097 665 or 03 218 8925

Johnny Girvan
Ranfurlly
0274 730 836 or 03 444 9441

Mark Sheppard
Balclutha
0274 730 856 or 03 412 8898

Don Roney
Oamaru
0274 357 434 or 03 434 5022

Kruse Davidson
Cromwell
0274 450 622 or 03 445 0625

Brent Taylor
Otago
0274 730 867 or 03 485 9163

Tony Pryde
West Otago / Southland
0274 347 230 or 03 204 0867

Paul Mavor
Southland
0274 730 100 or 03 248 7417

John Williams
Dairy Otago/Southland
0274 730 895 or 03 418 0200

Paul Roulston
Southland
0274 730 106 or 03 205 3025

Steve Brunell
Central/Western Southland
0274 730 317 or 03 236 4266

Jimmy McAlister
South Otago/Southland
0274 730 561 or 03 218 8770

Udo Fuehrer
Deer Otago/Southland
0274 730 850 or 03 446 8117

David Webster
Oamaru
0274 730 846 or 03 437 0170

Grant Heatherington
Southland Dairy
0274 730 887 or 03 236 1310

Jimmy Kenny
Greater Taieri
0274 730 865 or 03 489 6547

Dick Sharpin
Clydevale/West Otago Dairy
0276 157 890 or 03 415 9595

Ash Whitaker
Eastern Southland
0274 730 864 or 03 208 5665

Rural Livestock Finance

James Lang
0800 RURALL

Rural Livestock Finance/Real Estate

John Faulks
0274 525 800 or 03 489 8231

**Livestock, Auctioneers,
Finance & Real Estate**



Rural Livestock Ltd

*Genetics for
performance,
productivity
and profit*



Willie Swale
Livestock Rep
027 441 6433

Callum McDonald
Livestock Genetics
Southland
027 433 6443

Andrew Martin
Southland Livestock
Manager
027 441 6431

Bruce Orr
NZ Genetics Manager
027 592 2121

Kevin Ryan
Livestock Genetics
027 442 6894

As leading specialists in the purchase and sale of quality livestock, your PGG Wrightson livestock team are ready with all the informed advice, expertise and professionalism you need - when you need it.

For integrity and judgement you can depend on, talk to your local PGG Wrightson Livestock Representative today.



Mount Linton presents 208 carefully selected Angus bulls

Bulls that will meet your requirements for
breeding, calving ease and meat production.

The catalogue this year includes 127 bulls for sale as yearlings and 81 bulls to be sold at 18-months of age.
The bulls are for sale by private treaty from 1 November 2010.

To view/select your bull/s contact:



Ceri Lewis

T: 0800 685 468

A/H: 03 225 4687

E: clewis@mountlinton.co.nz

W: www.mountlinton.co.nz



Breeding philosophy—on the farm

Proven performance in a commercial farming system

By breeding robust and efficient cattle in the climate and farming system at Mount Linton, we can guarantee that they will shift to any part of New Zealand and thrive. Pressure is put on the recorded herd as it is farmed alongside 45,000 ewes, 1300 non-recorded cows and up to 2000 other cattle. The herd is used to control pasture on the downs over the spring and summer months for finishing stock before moving to the back hill country for autumn and winter. All cattle, including the 18-month in-calf heifers and cows are wintered on the hill and tussock country. It is up to 800masl and prone to several snow falls. In this environment and with no winter supplements, cows can lose significant liveweight over the winter months. For this reason Mount Linton is focused on breeding cattle that are efficient converters of feed to production, they must be fertile and able to produce a good calf at weaning.

The commercial progeny are largely finished on the Station before the second winter so growth and carcass traits are important.

Uncompromising approach to breeding structural soundness and a quiet temperament.

Breeding philosophy—using the numbers

Breeding Objective: To maximise returns to clients through high fertility, above average Self-Replacing Index with increased carcass attributes.

Making the most of scale

Having 900 breeding females each year ensures the pool of genes is large enough to select for top performance in a number of traits at the same time. It also allows faster genetic progress by having greater selection pressure. An annual 500 cow AI program allows the best Angus genetics world-wide to be incorporated into the herd.

Sire selection

Mount Linton selects bulls that break the negative correlations between the following traits:

- Direct and daughters calving ease. (Sires must have EBVs that will allow easy calving for their progeny and their daughters.)
- Low birth weight and high growth rate. (Bulls must have low birth weights for easy calving and solid growth rates.)

Our focus on positive rib and rump fat and moderate mature cow weights prove their worth in our farming system and climate by ensuring good constitution, the ability to get back in calf and efficient conversion of feed into production.

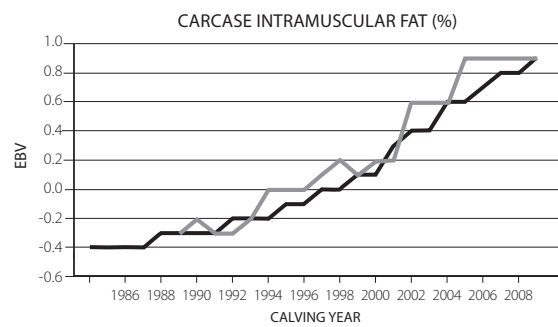
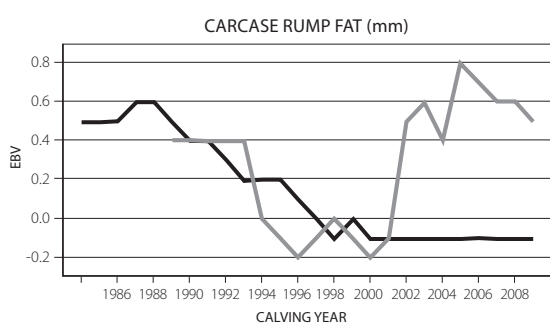
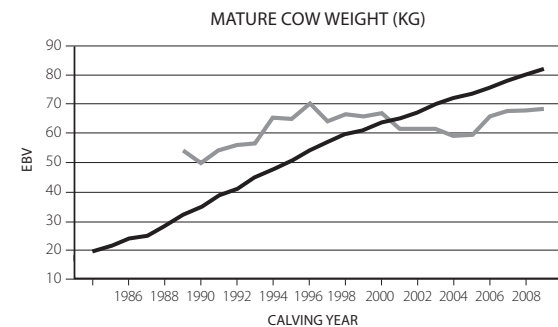
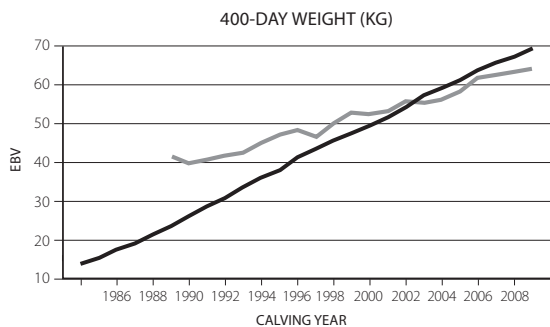
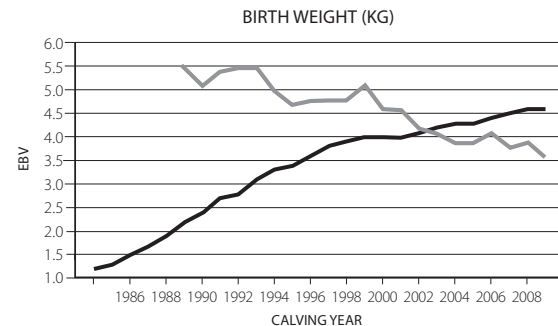
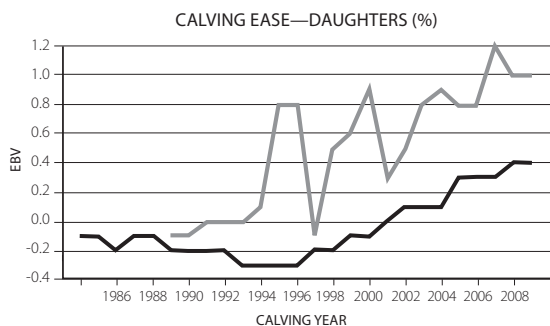
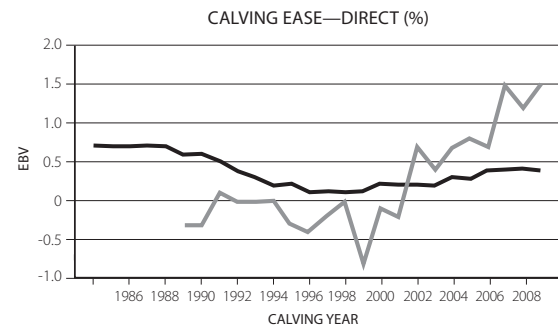
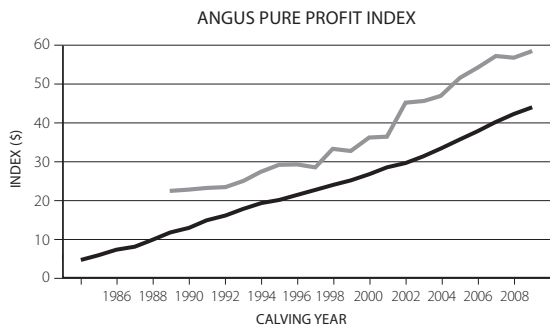
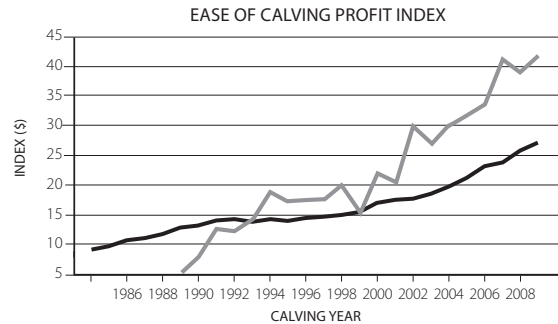
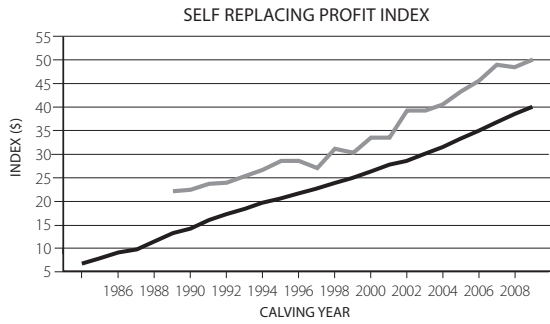
Well marbled grass-fed beef is also attracting a considerable premium so carcass attributes such as intramuscular fat is important.



Breeding philosophy—proven by genetic trends

2010 Australasian Angus Marcg Group Breedplan

— ANGUS BREED — MOUNT LINTON



Reference Sires

KAROO W109 DIRECTION Z181

SIRE: ARDOSSAN CONNECTION W109 DAM: KAROO FLATS MADONNA V56

AM STATUS: AMF

PROGENY IN CATALOGUE: 14

JUNE 2010 AUSTRALASIAN GROUP BREEDPLAN EBVS																			
CALVING EASE		GROWTH & MATERNAL				FERTILITY				CARCASE				PROFIT INDEX					
CE Dir (%)	CE DTRS (%)	BW (kg)	GL (days)	200-D (kg)	400-D (kg)	600-D (kg)	MC (kg)	Milk (kg)	SS (cm)	DCI (days)	CW (kg)	EMA (sqcm)	RibF (mm)	RmpF (mm)	RBY (%)	IMF (%)	SRI (\$)	CEI (\$)	API (\$)
1.4	0.2	4.4	-4	38	75	103	96	13	2.5	-5.6	55	6.3	2.7	3.2	-0.9	1.9	\$61	\$-48	\$75
75%	60%	98%	96%	97%	97%	96%	82%	58%	95%	52%	85%	73%	84%	84%	74%	72%			

LINTON 04087 AB

SIRE: MERRIC RIVERS NEW DESIGN T149 DAM: LINTON 00090

PROGENY IN CATALOGUE: 9

JUNE 2010 AUSTRALASIAN GROUP BREEDPLAN EBVS																			
CALVING EASE		GROWTH & MATERNAL				FERTILITY				CARCASE				PROFIT INDEX					
CE Dir (%)	CE DTRS (%)	BW (kg)	GL (days)	200-D (kg)	400-D (kg)	600-D (kg)	MC (kg)	Milk (kg)	SS (cm)	DCI (days)	CW (kg)	EMA (sqcm)	RibF (mm)	RmpF (mm)	RBY (%)	IMF (%)	SRI (\$)	CEI (\$)	API (\$)
2.6	1	3.4	-3.9	29	62	80	84	9	2.3	-5.7	41	3	0.7	1.2	-0.1	1.3	\$53	\$53	\$62
69%	57%	96%	79%	94%	94%	93%	91%	79%	92%	52%	85%	71%	83%	83%	74%	72%			

LINTON 05051 AB

SIRE: MERRIC RIVERS NEW DESIGN T149 DAM: LINTON 03362

PROGENY IN CATALOGUE: 10

JUNE 2010 AUSTRALASIAN GROUP BREEDPLAN EBVS																			
CALVING EASE		GROWTH & MATERNAL				FERTILITY				CARCASE				PROFIT INDEX					
CE Dir (%)	CE DTRS (%)	BW (kg)	GL (days)	200-D (kg)	400-D (kg)	600-D (kg)	MC (kg)	Milk (kg)	SS (cm)	DCI (days)	CW (kg)	EMA (sqcm)	RibF (mm)	RmpF (mm)	RBY (%)	IMF (%)	SRI (\$)	CEI (\$)	API (\$)
2	1	3.3	-3.9	34	63	75	60	16	2.4	-4.4	38	1.7	0.5	0.7	-0.2	1.3	\$53	\$-44	\$63
61%	52%	94%	71%	90%	88%	86%	76%	61%	82%	49%	76%	60%	73%	73%	64%	62%			

LINTON 06025 AB

SIRE: ARDOSSAN CONNECTION X15 DAM: LINTON 04023

PROGENY IN CATALOGUE: 10

JUNE 2010 AUSTRALASIAN GROUP BREEDPLAN EBVS																			
CALVING EASE		GROWTH & MATERNAL				FERTILITY				CARCASE				PROFIT INDEX					
CE Dir (%)	CE DTRS (%)	BW (kg)	GL (days)	200-D (kg)	400-D (kg)	600-D (kg)	MC (kg)	Milk (kg)	SS (cm)	DCI (days)	CW (kg)	EMA (sqcm)	RibF (mm)	RmpF (mm)	RBY (%)	IMF (%)	SRI (\$)	CEI (\$)	API (\$)
2.4	0.9	2.3	-4.8	32	64	78	46	19	2	-1	43	5	0.6	0.8	0.2	1.3	\$59	\$52	\$71
63%	56%	93%	67%	89%	88%	86%	76%	59%	84%	54%	76%	62%	73%	73%	65%	63%			

LINTON 06045

SIRE: LINTON 04010 DAM: LINTON 03346

PROGENY IN CATALOGUE: 7

JUNE 2010 AUSTRALASIAN GROUP BREEDPLAN EBVS																			
CALVING EASE		GROWTH & MATERNAL				FERTILITY				CARCASE				PROFIT INDEX					
CE Dir (%)	CE DTRS (%)	BW (kg)	GL (days)	200-D (kg)	400-D (kg)	600-D (kg)	MC (kg)	Milk (kg)	SS (cm)	DCI (days)	CW (kg)	EMA (sqcm)	RibF (mm)	RmpF (mm)	RBY (%)	IMF (%)	SRI (\$)	CEI (\$)	API (\$)
2.4	1.1	2.7	-4	30	65	80	78	19	1.4	-	41	2.3	1.6	1.2	-0.4	1.4	\$54	\$50	\$64
52%	38%	92%	58%	87%	87%	84%	73%	48%	86%	-	73%	52%	67%	68%	56%	53%			

JUNE 2010 AUSTRALASIAN GROUP BREEDPLAN EBV AVERAGE FOR 2008 BORN ANIMALS

JUNE 2010 AUSTRALASIAN GROUP BREEDPLAN EBV AVERAGE FOR 2008 BORN ANIMALS																			
CALVING EASE		GROWTH & MATERNAL				FERTILITY				CARCASE				PROFIT INDEX					
CE Dir (%)	CE DTRS (%)	BW (kg)	GL (days)	200-DW (kg)	400-DW (kg)	600-DW (kg)	MC (kg)	Milk (kg)	SS (cm)	DCI (Days)	CW (kg)	EMA (sqcm)	RibF (mm)	RmpF (mm)	RBY (%)	IMF (%)	SRI (\$)	CEI (\$)	API (\$)
0.0	+0.4	+4.6	-2.5	+36	+67	+86	+80	+12	+1.2	-2.5	+48	+2.8	-0.1	-0.1	+0.2	+0.8	+\$39	+\$26	+\$42

LINTON 06054 AB

SIRE: BELDUGA RENAISSANCE Y29 DAM: LINTON 04110 AM STATUS: AMF PROGENY IN CATALOGUE: 5

JUNE 2010 AUSTRALASIAN GROUP BREEDPLAN EBVS																			
CALVING EASE						GROWTH & MATERNAL						FERTILITY		CARCASE				PROFIT INDEX	
CE Dtr (%)	CE DTRS (%)	GL (days)	BW (kg)	200-D (kg)	400-D (kg)	600-D (kg)	IMC (kg)	Milk (kg)	SS (cm)	DtC (days)	CW (kg)	EMA (sqcm)	RbF (mm)	RmpF (mm)	RFY (%)	IMF (%)	SRI (\$)	CEI (\$)	API (\$)
-0.6	2.3	-3	5.4	46	74	89	78	20	2.4	-2.4	50	2.4	-0.5	-0.3	0.6	0.8	\$56	\$28	\$63
57%	44%	63%	93%	88%	86%	83%	73%	54%	83%	38%	73%	54%	66%	67%	57%	55%			

LINTON 06464 AB

SIRE: ARDROSSAN CONNECTION X15 DAM: LINTON 04101 AM STATUS: AMF PROGENY IN CATALOGUE: 5

JUNE 2010 AUSTRALASIAN GROUP BREEDPLAN EBVS																			
CALVING EASE						GROWTH & MATERNAL						FERTILITY		CARCASE				PROFIT INDEX	
CE Dtr (%)	CE DTRS (%)	GL (days)	BW (kg)	200-D (kg)	400-D (kg)	600-D (kg)	IMC (kg)	Milk (kg)	SS (cm)	DtC (days)	CW (kg)	EMA (sqcm)	RbF (mm)	RmpF (mm)	RFY (%)	IMF (%)	SRI (\$)	CEI (\$)	API (\$)
-1.4	0.4	-4.2	5.6	45	78	95	59	16	2.9	-2.1	49	4.5	0.5	1	-0.1	1.5	\$55	\$22	\$69
60%	54%	64%	85%	81%	77%	74%	68%	60%	75%	52%	67%	55%	59%	59%	56%	54%			

LINTON 06615 AB

SIRE: ARDROSSAN CONNECTION X15 DAM: LINTON 02023 AM STATUS: AMF PROGENY IN CATALOGUE: 11

JUNE 2010 AUSTRALASIAN GROUP BREEDPLAN EBVS																			
CALVING EASE						GROWTH & MATERNAL						FERTILITY		CARCASE				PROFIT INDEX	
CE Dtr (%)	CE DTRS (%)	GL (days)	BW (kg)	200-D (kg)	400-D (kg)	600-D (kg)	IMC (kg)	Milk (kg)	SS (cm)	DtC (days)	CW (kg)	EMA (sqcm)	RbF (mm)	RmpF (mm)	RFY (%)	IMF (%)	SRI (\$)	CEI (\$)	API (\$)
1	0.8	-3.7	3.5	33	66	81	57	16	2.5	-1.1	45	4.4	0.8	1.2	-0.3	1.5	\$53	\$38	\$66
62%	55%	65%	88%	84%	78%	76%	70%	62%	76%	53%	68%	55%	58%	58%	55%	54%			

LINTON 06617 AB

SIRE: ARDROSSAN CONNECTION X15 DAM: LINTON 02595 AM STATUS: AMF PROGENY IN CATALOGUE: 6

JUNE 2010 AUSTRALASIAN GROUP BREEDPLAN EBVS																			
CALVING EASE						GROWTH & MATERNAL						FERTILITY		CARCASE				PROFIT INDEX	
CE Dtr (%)	CE DTRS (%)	GL (days)	BW (kg)	200-D (kg)	400-D (kg)	600-D (kg)	IMC (kg)	Milk (kg)	SS (cm)	DtC (days)	CW (kg)	EMA (sqcm)	RbF (mm)	RmpF (mm)	RFY (%)	IMF (%)	SRI (\$)	CEI (\$)	API (\$)
1.2	1.4	-3.8	2.9	36	63	75	49	14	0.4	0.7	47	4.3	0.1	0.6	0.3	-	\$53	\$40	\$61
57%	51%	59%	82%	79%	76%	73%	67%	59%	75%	48%	65%	50%	52%	52%	50%	-			

LINTON 07056 AB

SIRE: G A R YIELD GRADE DAM: LINTON 01084 AM STATUS: AMF PROGENY IN CATALOGUE: 5

JUNE 2010 AUSTRALASIAN GROUP BREEDPLAN EBVS																			
CALVING EASE						GROWTH & MATERNAL						FERTILITY		CARCASE				PROFIT INDEX	
CE Dtr (%)	CE DTRS (%)	GL (days)	BW (kg)	200-D (kg)	400-D (kg)	600-D (kg)	IMC (kg)	Milk (kg)	SS (cm)	DtC (days)	CW (kg)	EMA (sqcm)	RbF (mm)	RmpF (mm)	RFY (%)	IMF (%)	SRI (\$)	CEI (\$)	API (\$)
3.9	1.9	-5.7	1.5	35	66	86	68	13	2.1	-3.3	53	3.3	0.6	0.6	-0.2	1.4	\$61	\$69	\$72
58%	49%	71%	86%	80%	77%	75%	69%	61%	75%	42%	66%	54%	57%	57%	53%	53%			

JUNE 2010 AUSTRALASIAN GROUP BREEDPLAN EBV AVERAGE FOR 2008 BORN ANIMALS

CALVING EASE												GROWTH & MATERNAL						FERTILITY		CARCASE				PROFIT INDEX	
CE Dtr (%)	CE DTRS (%)	GL (days)	BW (kg)	200-DW (kg)	400-DW (kg)	600-DW (kg)	IMC (kg)	Milk (kg)	SS (cm)	DtC (Days)	CW (kg)	EMA (sqcm)	RbF (mm)	RmpF (mm)	RFY (%)	IMF (%)	SRI (\$)	CEI (\$)	API (\$)						
0.0	+0.4	-2.5	+4.6	+36	+67	+86	+80	+12	+1.2	-2.5	+48	+2.8	-0.1	-0.1	+0.2	+0.8	+339	+326	+542						

LINTON 07059 AB

SIRE: G A R YIELD GRADE DAM: LINTON 05096 AM STATUS: AMF PROGENY IN CATALOGUE: 6

JUNE 2010 AUSTRALASIAN GROUP BREEDPLAN EBVS																			
CALVING EASE						GROWTH & MATERNAL			FERTILITY			CARCASS			PROFIT INDEX				
CE Dir (%)	CE DTRS (%)	GL (days)	BW (kg)	200-D (kg)	400-D (kg)	600-D (kg)	MC (kg)	Milk (kg)	SS (cm)	DtC (days)	CW (kg)	EMA (sqcm)	RbF (mm)	RmpF (mm)	RFY (%)	IMF (%)	SRI (\$)	CEI (\$)	API (\$)
3.3	1.8	-5.1	3.1	34	73	91	81	16	1.7	-4.6	55	3.2	0.4	0.7	-0.4	1.5	\$63	\$63	\$75
58%	50%	70%	86%	80%	77%	74%	69%	58%	76%	42%	66%	55%	58%	58%	54%	53%			

LINTON 07109 AB

SIRE: G A R YIELD GRADE DAM: LINTON 03015 AM STATUS: AMF PROGENY IN CATALOGUE: 7

JUNE 2010 AUSTRALASIAN GROUP BREEDPLAN EBVS																			
CALVING EASE						GROWTH & MATERNAL			FERTILITY			CARCASS			PROFIT INDEX				
CE Dir (%)	CE DTRS (%)	GL (days)	BW (kg)	200-D (kg)	400-D (kg)	600-D (kg)	MC (kg)	Milk (kg)	SS (cm)	DtC (days)	CW (kg)	EMA (sqcm)	RbF (mm)	RmpF (mm)	RFY (%)	IMF (%)	SRI (\$)	CEI (\$)	API (\$)
2.7	1.6	-4	2.3	42	80	103	88	15	1.4	-2.3	66	3.4	-0.2	0	0.2	0.9	\$66	\$63	\$74
59%	50%	69%	91%	86%	79%	77%	69%	59%	76%	42%	67%	54%	56%	57%	53%	52%			

LINTON 07128 AB

SIRE: G A R YIELD GRADE DAM: LINTON 03106 AM STATUS: AMF PROGENY IN CATALOGUE: 11

JUNE 2010 AUSTRALASIAN GROUP BREEDPLAN EBVS																			
CALVING EASE						GROWTH & MATERNAL			FERTILITY			CARCASS			PROFIT INDEX				
CE Dir (%)	CE DTRS (%)	GL (days)	BW (kg)	200-D (kg)	400-D (kg)	600-D (kg)	MC (kg)	Milk (kg)	SS (cm)	DtC (days)	CW (kg)	EMA (sqcm)	RbF (mm)	RmpF (mm)	RFY (%)	IMF (%)	SRI (\$)	CEI (\$)	API (\$)
1.4	1.3	-3.7	3.4	35	70	89	80	16	1.8	-2.5	54	3.2	-0.1	0	0.1	1.1	\$55	\$44	\$64
59%	50%	71%	92%	87%	80%	77%	70%	58%	75%	42%	67%	54%	57%	57%	53%	52%			

LINTON 07158 AB

SIRE: BELDUGA RENAISSANCE Y29 DAM: LINTON 02033 AM STATUS: AMF PROGENY IN CATALOGUE: 5

JUNE 2010 AUSTRALASIAN GROUP BREEDPLAN EBVS																			
CALVING EASE						GROWTH & MATERNAL			FERTILITY			CARCASS			PROFIT INDEX				
CE Dir (%)	CE DTRS (%)	GL (days)	BW (kg)	200-D (kg)	400-D (kg)	600-D (kg)	MC (kg)	Milk (kg)	SS (cm)	DtC (days)	CW (kg)	EMA (sqcm)	RbF (mm)	RmpF (mm)	RFY (%)	IMF (%)	SRI (\$)	CEI (\$)	API (\$)
3.8	3.7	-3	2.3	35	61	82	79	20	0.9	-1.9	47	2	-0.3	-0.3	0.2	-	\$59	\$67	\$66
54%	42%	69%	88%	83%	78%	75%	69%	55%	75%	37%	65%	47%	53%	53%	48%	-			

LINTON 07162

SIRE: LINTON 04010 DAM: LINTON 04360 AM STATUS: AMF PROGENY IN CATALOGUE: 5

JUNE 2010 AUSTRALASIAN GROUP BREEDPLAN EBVS																			
CALVING EASE						GROWTH & MATERNAL			FERTILITY			CARCASS			PROFIT INDEX				
CE Dir (%)	CE DTRS (%)	GL (days)	BW (kg)	200-D (kg)	400-D (kg)	600-D (kg)	MC (kg)	Milk (kg)	SS (cm)	DtC (days)	CW (kg)	EMA (sqcm)	RbF (mm)	RmpF (mm)	RFY (%)	IMF (%)	SRI (\$)	CEI (\$)	API (\$)
3.6	0.9	-4.6	2	27	65	78	55	18	1.9	-	40	3.2	2.1	2.2	-0.6	-	\$60	\$61	\$71
49%	38%	55%	87%	80%	76%	73%	66%	48%	74%	-	62%	43%	51%	51%	44%	-			

JUNE 2010 AUSTRALASIAN GROUP BREEDPLAN EBV AVERAGE FOR 2008 BORN ANIMALS

CALVING EASE												GROWTH & MATERNAL			FERTILITY			CARCASS			PROFIT INDEX		
CE Dir (%)	CE DTRS (%)	GL (days)	BW (kg)	200-DW (kg)	400-DW (kg)	600-DW (kg)	MC (kg)	Milk (kg)	SS (cm)	DtC (Days)	CW (kg)	EMA (sqcm)	RbF (mm)	RmpF (mm)	RFY (%)	IMF (%)	SRI (\$)	CEI (\$)	API (\$)				
0.0	+0.4	-2.5	+4.6	+36	+67	+86	+80	+12	+1.2	-2.5	+48	+2.8	-0.1	-0.1	+0.2	+0.8	+\$39	+\$26	+\$42				

LINTON 07164

SIRE: LINTON 04010 DAM: LINTON 04001 AM STATUS: AMF PROGENY IN CATALOGUE: 7

JUNE 2010 AUSTRALASIAN GROUP BREEDPLAN EBVS

CALVING EASE		GROWTH & MATERNAL				FERTILITY				CARCASS				PROFIT INDEX					
CE Dri (%)	CE DTRS (%)	GL (days)	BW (kg)	200-D (kg)	400-D (kg)	600-D (kg)	MC (kg)	Milk (kg)	SS (cm)	D/C (days)	CW (kg)	BMA (sqcm)	RIBF (mm)	RmpF (mm)	RBV (%)	IMF (%)	SRI (\$)	CEI (\$)	API (\$)
3.9	1.1	-5.3	2.5	28	63	75	55	20	1.3	-5	38	3.4	1.3	1.4	-0.2	1.3	\$61	\$65	\$72
5.6%	4.5%	62%	90%	84%	80%	77%	70%	53%	77%	40%	67%	50%	57%	57%	52%	50%			

LINTON 07421 AB

SIRE: G A R YIELD GRADE DAM: LINTON 05018 AM STATUS: AMF PROGENY IN CATALOGUE: 5

JUNE 2010 AUSTRALASIAN GROUP BREEDPLAN EBVS

CALVING EASE		GROWTH & MATERNAL				FERTILITY				CARCASS				PROFIT INDEX					
CE Dri (%)	CE DTRS (%)	GL (days)	BW (kg)	200-D (kg)	400-D (kg)	600-D (kg)	MC (kg)	Milk (kg)	SS (cm)	D/C (days)	CW (kg)	BMA (sqcm)	RIBF (mm)	RmpF (mm)	RBV (%)	IMF (%)	SRI (\$)	CEI (\$)	API (\$)
2.4	1.7	-5.8	4.2	40	81	101	82	16	2.5	-5.2	59	4.1	0.6	0.9	-0.2	1.4	\$68	\$58	\$80
5.8%	5.1%	70%	85%	79%	77%	74%	69%	59%	76%	44%	66%	56%	59%	59%	55%	55%			

LINTON 07449

SIRE: LINTON 04040 DAM: LINTON 03002 AM STATUS: AMF PROGENY IN CATALOGUE: 16

JUNE 2010 AUSTRALASIAN GROUP BREEDPLAN EBVS

CALVING EASE		GROWTH & MATERNAL				FERTILITY				CARCASS				PROFIT INDEX					
CE Dri (%)	CE DTRS (%)	GL (days)	BW (kg)	200-D (kg)	400-D (kg)	600-D (kg)	MC (kg)	Milk (kg)	SS (cm)	D/C (days)	CW (kg)	BMA (sqcm)	RIBF (mm)	RmpF (mm)	RBV (%)	IMF (%)	SRI (\$)	CEI (\$)	API (\$)
2.8	0.8	-4.4	3	39	66	82	59	10	2.2	-3.1	43	2.5	0.8	0.8	0.2	-	\$57	\$56	\$66
5.3%	4.1%	62%	92%	88%	79%	77%	67%	49%	73%	35%	65%	44%	50%	51%	45%	-			

LINTON 07542

SIRE: LINTON 04087 DAM: LINTON 04126 AM STATUS: AMF PROGENY IN CATALOGUE: 6

JUNE 2010 AUSTRALASIAN GROUP BREEDPLAN EBVS

CALVING EASE		GROWTH & MATERNAL				FERTILITY				CARCASS				PROFIT INDEX					
CE Dri (%)	CE DTRS (%)	GL (days)	BW (kg)	200-D (kg)	400-D (kg)	600-D (kg)	MC (kg)	Milk (kg)	SS (cm)	D/C (days)	CW (kg)	BMA (sqcm)	RIBF (mm)	RmpF (mm)	RBV (%)	IMF (%)	SRI (\$)	CEI (\$)	API (\$)
5.1	1.5	-4	0.2	18	45	59	51	12	1.8	-4.6	32	2.9	0.6	0.9	0	-	\$50	\$73	\$60
5.4%	4.2%	62%	89%	84%	77%	76%	69%	54%	56%	37%	64%	47%	55%	56%	50%	-			

JUNE 2010 AUSTRALASIAN GROUP BREEDPLAN EBV AVERAGE FOR 2008 BORN ANIMALS

CALVING EASE		GROWTH & MATERNAL				FERTILITY				CARCASS				PROFIT INDEX					
CE Dri (%)	CE DTRS (%)	GL (days)	BW (kg)	200-DW (kg)	400-DW (kg)	600-DW (kg)	MC (kg)	Milk (kg)	SS (cm)	D/C (Days)	CW (kg)	BMA (sqcm)	RIBF (mm)	RmpF (mm)	RBV (%)	IMF (%)	SRI (\$)	CEI (\$)	API (\$)
0.0	+0.4	-2.5	+4.6	+36	+67	+86	+80	+12	+1.2	-2.5	+48	+2.8	-0.1	-0.1	+0.2	+0.8	+\$39	+\$26	+\$42

Yearling Bulls

LINTON 09011 AB																SIRE Karoo W109 Direction Z181			1	
																DAM LINTON 07149 AMFU				
JUNE 2010 AUSTRALASIAN GROUP BREEDPLAN EBV'S																				
CALVING EASE				GROWTH & MATERNAL						FERTILITY		CARCASE						PROFIT INDEX		
CE Dir (%)	CE DTRS (%)	GL (days)	BW (kg)	200-D (kg)	400-D (kg)	600-D (kg)	MC (kg)	Milk (kg)	SS (cm)	DtC (days)	CW (kg)	EMA (sqcm)	RibF (mm)	RmpF (mm)	RBY (%)	IMF (%)	SRI (\$)	CEI (\$)	API (\$)	
1.1	-	-3.4	4.3	36	68	88	76	13	2	-	46	-	-	-	-	-	\$53	\$40	\$62	

LINTON 09013																SIRE LINTON 06045			2	
																DAM LINTON 07718 AMFU				
JUNE 2010 AUSTRALASIAN GROUP BREEDPLAN EBV'S																				
CALVING EASE				GROWTH & MATERNAL						FERTILITY		CARCASE						PROFIT INDEX		
CE Dir (%)	CE DTRS (%)	GL (days)	BW (kg)	200-D (kg)	400-D (kg)	600-D (kg)	MC (kg)	Milk (kg)	SS (cm)	DtC (days)	CW (kg)	EMA (sqcm)	RibF (mm)	RmpF (mm)	RBY (%)	IMF (%)	SRI (\$)	CEI (\$)	API (\$)	
-	-	-	3.4	32	63	77	62	14	-	-	39	-	-	-	-	-	\$51	\$43	\$58	

LINTON 09020 AB																SIRE LINTON 04087			3	
																DAM LINTON 07208 AMFU				
JUNE 2010 AUSTRALASIAN GROUP BREEDPLAN EBV'S																				
CALVING EASE				GROWTH & MATERNAL						FERTILITY		CARCASE						PROFIT INDEX		
CE Dir (%)	CE DTRS (%)	GL (days)	BW (kg)	200-D (kg)	400-D (kg)	600-D (kg)	MC (kg)	Milk (kg)	SS (cm)	DtC (days)	CW (kg)	EMA (sqcm)	RibF (mm)	RmpF (mm)	RBY (%)	IMF (%)	SRI (\$)	CEI (\$)	API (\$)	
2.1	-	-3.1	3.2	32	66	81	73	12	2.1	-	43	2.9	1.5	1.7	-0.4	-	\$54	\$47	\$65	

LINTON 09023 AB																SIRE Karoo W109 Direction Z181			4	
																DAM LINTON 07287 AMFU				
JUNE 2010 AUSTRALASIAN GROUP BREEDPLAN EBV'S																				
CALVING EASE				GROWTH & MATERNAL						FERTILITY		CARCASE						PROFIT INDEX		
CE Dir (%)	CE DTRS (%)	GL (days)	BW (kg)	200-D (kg)	400-D (kg)	600-D (kg)	MC (kg)	Milk (kg)	SS (cm)	DtC (days)	CW (kg)	EMA (sqcm)	RibF (mm)	RmpF (mm)	RBY (%)	IMF (%)	SRI (\$)	CEI (\$)	API (\$)	
2.9	1.1	-5.5	3.1	35	73	98	86	14	2.3	-	55	4.8	1.1	1.2	-0.4	-	\$62	\$62	\$75	

LINTON 09048																SIRE LINTON 06247			5	
																DAM LINTON 07413 AMFU				
JUNE 2010 AUSTRALASIAN GROUP BREEDPLAN EBV'S																				
CALVING EASE				GROWTH & MATERNAL						FERTILITY		CARCASE						PROFIT INDEX		
CE Dir (%)	CE DTRS (%)	GL (days)	BW (kg)	200-D (kg)	400-D (kg)	600-D (kg)	MC (kg)	Milk (kg)	SS (cm)	DtC (days)	CW (kg)	EMA (sqcm)	RibF (mm)	RmpF (mm)	RBY (%)	IMF (%)	SRI (\$)	CEI (\$)	API (\$)	
3.7	-	-	1.2	27	53	66	58	11	-	-	-	-	-	-	-	-	\$52	\$59	\$59	

LINTON 09053																SIRE LINTON 06025			6	
																DAM LINTON 04219 AMFU				
JUNE 2010 AUSTRALASIAN GROUP BREEDPLAN EBV'S																				
CALVING EASE				GROWTH & MATERNAL						FERTILITY		CARCASE						PROFIT INDEX		
CE Dir (%)	CE DTRS (%)	GL (days)	BW (kg)	200-D (kg)	400-D (kg)	600-D (kg)	MC (kg)	Milk (kg)	SS (cm)	DtC (days)	CW (kg)	EMA (sqcm)	RibF (mm)	RmpF (mm)	RBY (%)	IMF (%)	SRI (\$)	CEI (\$)	API (\$)	
-	-	-	1.3	30	57	68	-	-	-	-	-	-	-	-	-	-	\$49	\$48	\$59	

LINTON 09056 AB																SIRE Karoo W109 Direction Z181			7	
																DAM LINTON 07497 AMFU				
JUNE 2010 AUSTRALASIAN GROUP BREEDPLAN EBV'S																				
CALVING EASE				GROWTH & MATERNAL						FERTILITY		CARCASE						PROFIT INDEX		
CE Dir (%)	CE DTRS (%)	GL (days)	BW (kg)	200-D (kg)	400-D (kg)	600-D (kg)	MC (kg)	Milk (kg)	SS (cm)	DtC (days)	CW (kg)	EMA (sqcm)	RibF (mm)	RmpF (mm)	RBY (%)	IMF (%)	SRI (\$)	CEI (\$)	API (\$)	
2.2	-0.1	-3	3.7	31	74	98	100	9	2.3	-	53	4.6	1.7	2.1	-0.6	-	\$57	\$54	\$68	



JUNE 2010 AUSTRALASIAN GROUP BREEDPLAN EBV AVERAGE FOR 2008 BORN ANIMALS																				
CALVING EASE				GROWTH & MATERNAL						FERTILITY		CARCASE						PROFIT INDEX		
CE Dir (%)	CE DTRS (%)	GL (days)	BW (kg)	200-DW (kg)	400-DW (kg)	600-DW (kg)	MC (kg)	Milk (kg)	SS (cm)	DtC (Days)	CW (kg)	EMA (sqcm)	RibF (mm)	RmpF (mm)	RBY (%)	IMF (%)	SRI (\$)	CEI (\$)	API (\$)	
0.0	+0.4	-2.5	+4.6	+36	+67	+86	+80	+12	+1.2	-2.5	+48	+2.8	-0.1	-0.1	+0.2	+0.8	+\$39	+\$26	+\$42	



Phoenix Aviation Ltd



Phone 0800 PHOENIX
Phone 0800 746 3649

*Specialists in
all types of
Aerial work*

GORE
03-208 4735

BALCLUTHA
03-418 1418

LUMSDEN
03-248 7087

CLYDE
03-449 2502



CHARLTON AIRFIELD, MAIN SOUTH ROAD, GORE
www.phoenixaviation.co.nz, Email: phoenix.aviation@woosh.co.nz



LINTON 09060 AB				SIRE	LINTON 04087												8			
				DAM	LINTON 07417 AMFU															
JUNE 2010 AUSTRALASIAN GROUP BREEDPLAN EBV'S																				
CALVING EASE				GROWTH & MATERNAL							FERTILITY			CARCASE				PROFIT INDEX		
CE Dir (%)	CE DTRS (%)	GL (days)	BW (kg)	200-D (kg)	400-D (kg)	600-D (kg)	MC (kg)	Milk (kg)	SS (cm)	DtC (days)	CW (kg)	EMA (sq.cm)	RibF (mm)	RmpF (mm)	RBY (%)	IMF (%)	SRI (\$)	CEI (\$)	API (\$)	
3.4	-	-4.1	1.5	27	57	69	58	13	2.1	-	37	2.4	0.7	0.9	0	-	\$54	\$57	\$61	

LINTON 09068 AB				SIRE	LINTON 04087												9			
				DAM	LINTON 07192 AMS25%															
JUNE 2010 AUSTRALASIAN GROUP BREEDPLAN EBV'S																				
CALVING EASE				GROWTH & MATERNAL							FERTILITY			CARCASE				PROFIT INDEX		
CE Dir (%)	CE DTRS (%)	GL (days)	BW (kg)	200-D (kg)	400-D (kg)	600-D (kg)	MC (kg)	Milk (kg)	SS (cm)	DtC (days)	CW (kg)	EMA (sq.cm)	RibF (mm)	RmpF (mm)	RBY (%)	IMF (%)	SRI (\$)	CEI (\$)	API (\$)	
2	1	-3.6	3.7	32	65	80	70	12	1.5	-2.4	45	4	0.1	0.6	0.4	-	\$56	\$49	\$64	

LINTON 09070 AB				SIRE	Karoo W109 Direction Z181												10			
				DAM	LINTON 07717 AMFU															
JUNE 2010 AUSTRALASIAN GROUP BREEDPLAN EBV'S																				
CALVING EASE				GROWTH & MATERNAL							FERTILITY			CARCASE				PROFIT INDEX		
CE Dir (%)	CE DTRS (%)	GL (days)	BW (kg)	200-D (kg)	400-D (kg)	600-D (kg)	MC (kg)	Milk (kg)	SS (cm)	DtC (days)	CW (kg)	EMA (sq.cm)	RibF (mm)	RmpF (mm)	RBY (%)	IMF (%)	SRI (\$)	CEI (\$)	API (\$)	
2	0.4	-2.8	3.5	26	59	78	75	9	2.1	-	40	3.7	1.8	2.3	-0.8	-	\$48	\$44	\$58	

LINTON 09071				SIRE	LINTON 06615												11			
				DAM	LINTON 07621 AMFU															
JUNE 2010 AUSTRALASIAN GROUP BREEDPLAN EBV'S																				
CALVING EASE				GROWTH & MATERNAL							FERTILITY			CARCASE				PROFIT INDEX		
CE Dir (%)	CE DTRS (%)	GL (days)	BW (kg)	200-D (kg)	400-D (kg)	600-D (kg)	MC (kg)	Milk (kg)	SS (cm)	DtC (days)	CW (kg)	EMA (sq.cm)	RibF (mm)	RmpF (mm)	RBY (%)	IMF (%)	SRI (\$)	CEI (\$)	API (\$)	
2.3	-	-	2	29	56	66	44	13	-	-	38	-	-	-	-	-	\$52	\$45	\$60	

LINTON 09072 AB				SIRE	Karoo W109 Direction Z181												12			
				DAM	LINTON 07039 AMFU															
JUNE 2010 AUSTRALASIAN GROUP BREEDPLAN EBV'S																				
CALVING EASE				GROWTH & MATERNAL							FERTILITY			CARCASE				PROFIT INDEX		
CE Dir (%)	CE DTRS (%)	GL (days)	BW (kg)	200-D (kg)	400-D (kg)	600-D (kg)	MC (kg)	Milk (kg)	SS (cm)	DtC (days)	CW (kg)	EMA (sq.cm)	RibF (mm)	RmpF (mm)	RBY (%)	IMF (%)	SRI (\$)	CEI (\$)	API (\$)	
2.4	1.7	-2.3	3.7	29	61	83	81	11	2	-	46	4.4	1	1.3	-0.1	-	\$53	\$52	\$62	

LINTON 09078				SIRE	Karoo W109 Direction Z181												13			
				DAM	LINTON 05150 AMFU															
JUNE 2010 AUSTRALASIAN GROUP BREEDPLAN EBV'S																				
CALVING EASE				GROWTH & MATERNAL							FERTILITY			CARCASE				PROFIT INDEX		
CE Dir (%)	CE DTRS (%)	GL (days)	BW (kg)	200-D (kg)	400-D (kg)	600-D (kg)	MC (kg)	Milk (kg)	SS (cm)	DtC (days)	CW (kg)	EMA (sq.cm)	RibF (mm)	RmpF (mm)	RBY (%)	IMF (%)	SRI (\$)	CEI (\$)	API (\$)	
-	-	-3.7	2.9	32	65	85	-	-	-	-	-	-	-	-	-	-	\$55	\$52	\$71	

LINTON 09086 AB				SIRE	TE MANIA INFINITY 04379												14			
				DAM	LINTON 07530 AMFU															
JUNE 2010 AUSTRALASIAN GROUP BREEDPLAN EBV'S																				
CALVING EASE				GROWTH & MATERNAL							FERTILITY			CARCASE				PROFIT INDEX		
CE Dir (%)	CE DTRS (%)	GL (days)	BW (kg)	200-D (kg)	400-D (kg)	600-D (kg)	MC (kg)	Milk (kg)	SS (cm)	DtC (days)	CW (kg)	EMA (sq.cm)	RibF (mm)	RmpF (mm)	RBY (%)	IMF (%)	SRI (\$)	CEI (\$)	API (\$)	
1.6	1.3	-3.2	2.9	37	72	88	66	12	2.1	-	52	3.4	0.2	0.5	-0.1	-	\$58	\$46	\$71	

LINTON 09091 AB				SIRE	LINTON 04040												15			
				DAM	LINTON 04227 AMFU															
JUNE 2010 AUSTRALASIAN GROUP BREEDPLAN EBV'S																				
CALVING EASE				GROWTH & MATERNAL							FERTILITY			CARCASE				PROFIT INDEX		
CE Dir (%)	CE DTRS (%)	GL (days)	BW (kg)	200-D (kg)	400-D (kg)	600-D (kg)	MC (kg)	Milk (kg)	SS (cm)	DtC (days)	CW (kg)	EMA (sq.cm)	RibF (mm)	RmpF (mm)	RBY (%)	IMF (%)	SRI (\$)	CEI (\$)	API (\$)	
3.4	-	-4	2.3	28	60	69	60	6	2.1	-	39	2.1	0.5	0.5	0.1	-	\$54	\$57	\$60	



JUNE 2010 AUSTRALASIAN GROUP BREEDPLAN EBV AVERAGE FOR 2008 BORN ANIMALS																				
CALVING EASE				GROWTH & MATERNAL							FERTILITY			CARCASE				PROFIT INDEX		
CE Dir (%)	CE DTRS (%)	GL (days)	BW (kg)	200-DW (kg)	400-DW (kg)	600-DW (kg)	MC (kg)	Milk (kg)	SS (cm)	DtC (Days)	CW (kg)	EMA (sq.cm)	RibF (mm)	RmpF (mm)	RBY (%)	IMF (%)	SRI (\$)	CEI (\$)	API (\$)	
0.0	+0.4	-2.5	+4.6	+36	+67	+86	+80	+12	+1.2	-2.5	+48	+2.8	-0.1	-0.1	+0.2	+0.8	+\$39	+\$26	+\$42	

LINTON 09096																SIRE TE MANIA INFINITY 04379			16	
																DAM LINTON 03153 AMFU				
JUNE 2010 AUSTRALASIAN GROUP BREEDPLAN EBV'S																				
CALVING EASE				GROWTH & MATERNAL						FERTILITY			CARCASE					PROFIT INDEX		
CE Dir (%)	CE DTRS (%)	GL (days)	BW (kg)	200-D (kg)	400-D (kg)	600-D (kg)	MC (kg)	Milk (kg)	SS (cm)	DtC (days)	CW (kg)	EMA (sq.cm)	RibF (mm)	RmpF (mm)	RBY (%)	IMF (%)	SRI (\$)	CEI (\$)	API (\$)	
-	-	-	1.3	34	66	82	-	11	-	-	-	-	-	-	-	-	\$58	\$60	\$74	

LINTON 09101 AB																SIRE Karoo W109 Direction Z181			17	
																DAM LINTON 02407 AMS50%				
JUNE 2010 AUSTRALASIAN GROUP BREEDPLAN EBV'S																				
CALVING EASE				GROWTH & MATERNAL						FERTILITY			CARCASE					PROFIT INDEX		
CE Dir (%)	CE DTRS (%)	GL (days)	BW (kg)	200-D (kg)	400-D (kg)	600-D (kg)	MC (kg)	Milk (kg)	SS (cm)	DtC (days)	CW (kg)	EMA (sq.cm)	RibF (mm)	RmpF (mm)	RBY (%)	IMF (%)	SRI (\$)	CEI (\$)	API (\$)	
1.1	-	-1.3	4.1	35	67	88	88	13	1.7	-	49	-	-	-	-	-	\$49	\$41	\$55	

LINTON 09102																SIRE LINTON 04040			18	
																DAM LINTON 05138 AMFU				
JUNE 2010 AUSTRALASIAN GROUP BREEDPLAN EBV'S																				
CALVING EASE				GROWTH & MATERNAL						FERTILITY			CARCASE					PROFIT INDEX		
CE Dir (%)	CE DTRS (%)	GL (days)	BW (kg)	200-D (kg)	400-D (kg)	600-D (kg)	MC (kg)	Milk (kg)	SS (cm)	DtC (days)	CW (kg)	EMA (sq.cm)	RibF (mm)	RmpF (mm)	RBY (%)	IMF (%)	SRI (\$)	CEI (\$)	API (\$)	
-	-	-	2.2	35	68	86	-	-	-	-	-	-	-	-	-	-	\$56	\$59	\$65	

LINTON 09107 AB																SIRE Karoo W109 Direction Z181			19	
																DAM LINTON 07259 AMFU				
JUNE 2010 AUSTRALASIAN GROUP BREEDPLAN EBV'S																				
CALVING EASE				GROWTH & MATERNAL						FERTILITY			CARCASE					PROFIT INDEX		
CE Dir (%)	CE DTRS (%)	GL (days)	BW (kg)	200-D (kg)	400-D (kg)	600-D (kg)	MC (kg)	Milk (kg)	SS (cm)	DtC (days)	CW (kg)	EMA (sq.cm)	RibF (mm)	RmpF (mm)	RBY (%)	IMF (%)	SRI (\$)	CEI (\$)	API (\$)	
1.8	-	-3.1	4	33	65	83	72	14	1.5	-	43	3.8	2.1	2.1	-0.6	-	\$53	\$45	\$64	

LINTON 09118																SIRE LINTON 06045			20	
																DAM LINTON 07350 AMFU				
JUNE 2010 AUSTRALASIAN GROUP BREEDPLAN EBV'S																				
CALVING EASE				GROWTH & MATERNAL						FERTILITY			CARCASE					PROFIT INDEX		
CE Dir (%)	CE DTRS (%)	GL (days)	BW (kg)	200-D (kg)	400-D (kg)	600-D (kg)	MC (kg)	Milk (kg)	SS (cm)	DtC (days)	CW (kg)	EMA (sq.cm)	RibF (mm)	RmpF (mm)	RBY (%)	IMF (%)	SRI (\$)	CEI (\$)	API (\$)	
2.1	-	-	2.4	28	60	74	73	15	1.3	-	39	-	-	-	-	-	\$49	\$44	\$57	

LINTON 09122																SIRE LINTON 07082			21	
																DAM LINTON 06201 AMFU				
JUNE 2010 AUSTRALASIAN GROUP BREEDPLAN EBV'S																				
CALVING EASE				GROWTH & MATERNAL						FERTILITY			CARCASE					PROFIT INDEX		
CE Dir (%)	CE DTRS (%)	GL (days)	BW (kg)	200-D (kg)	400-D (kg)	600-D (kg)	MC (kg)	Milk (kg)	SS (cm)	DtC (days)	CW (kg)	EMA (sq.cm)	RibF (mm)	RmpF (mm)	RBY (%)	IMF (%)	SRI (\$)	CEI (\$)	API (\$)	
2.5	-	-	3.1	31	62	79	74	15	-	-	-	-	-	-	-	-	\$52	\$50	\$62	

LINTON 09129																SIRE LINTON 07164			22	
																DAM LINTON 06560 AMFU				
JUNE 2010 AUSTRALASIAN GROUP BREEDPLAN EBV'S																				
CALVING EASE				GROWTH & MATERNAL						FERTILITY			CARCASE					PROFIT INDEX		
CE Dir (%)	CE DTRS (%)	GL (days)	BW (kg)	200-D (kg)	400-D (kg)	600-D (kg)	MC (kg)	Milk (kg)	SS (cm)	DtC (days)	CW (kg)	EMA (sq.cm)	RibF (mm)	RmpF (mm)	RBY (%)	IMF (%)	SRI (\$)	CEI (\$)	API (\$)	
-	-	-	1.3	25	61	74	-	-	-	-	-	-	-	-	-	-	\$49	\$58	\$61	

LINTON 09136																SIRE LINTON 07162			23	
																DAM LINTON 01406 AMFU				
JUNE 2010 AUSTRALASIAN GROUP BREEDPLAN EBV'S																				
CALVING EASE				GROWTH & MATERNAL						FERTILITY			CARCASE					PROFIT INDEX		
CE Dir (%)	CE DTRS (%)	GL (days)	BW (kg)	200-D (kg)	400-D (kg)	600-D (kg)	MC (kg)	Milk (kg)	SS (cm)	DtC (days)	CW (kg)	EMA (sq.cm)	RibF (mm)	RmpF (mm)	RBY (%)	IMF (%)	SRI (\$)	CEI (\$)	API (\$)	
-	-	-	2	29	60	68	43	14	-	-	-	-	-	-	-	-	\$52	\$50	\$59	



JUNE 2010 AUSTRALASIAN GROUP BREEDPLAN EBV AVERAGE FOR 2008 BORN ANIMALS																				
CALVING EASE				GROWTH & MATERNAL						FERTILITY			CARCASE					PROFIT INDEX		
CE Dir (%)	CE DTRS (%)	GL (days)	BW (kg)	200-DW (kg)	400-DW (kg)	600-DW (kg)	MC (kg)	Milk (kg)	SS (cm)	DtC (Days)	CW (kg)	EMA (sq.cm)	RibF (mm)	RmpF (mm)	RBY (%)	IMF (%)	SRI (\$)	CEI (\$)	API (\$)	
0.0	+0.4	-2.5	+4.6	+36	+67	+86	+80	+12	+1.2	-2.5	+48	+2.8	-0.1	-0.1	+0.2	+0.8	+\$39	+\$26	+\$42	

LINTON 09140 ABSIRE Karoo W109 Direction Z181
DAM LINTON 04430 AMFU**24**

JUNE 2010 AUSTRALASIAN GROUP BREEDPLAN EBV'S

CALVING EASE				GROWTH & MATERNAL						FERTILITY		CARCASE					PROFIT INDEX		
CE Dir (%)	CE DTRS (%)	GL (days)	BW (kg)	200-D (kg)	400-D (kg)	600-D (kg)	MC (kg)	Milk (kg)	SS (cm)	DtC (days)	CW (kg)	EMA (sq.cm)	RibF (mm)	RmpF (mm)	RBY (%)	IMF (%)	SRI (\$)	CEI (\$)	API (\$)
2.3	1.3	-2.9	3.8	30	64	84	96	9	2.2	-	46	3.6	1.3	1.6	-0.4	-	\$53	\$50	\$60

LINTON 09148 ABSIRE Karoo W109 Direction Z181
DAM LINTON 04135 AMFU**25**

JUNE 2010 AUSTRALASIAN GROUP BREEDPLAN EBV'S

CALVING EASE				GROWTH & MATERNAL						FERTILITY		CARCASE					PROFIT INDEX		
CE Dir (%)	CE DTRS (%)	GL (days)	BW (kg)	200-D (kg)	400-D (kg)	600-D (kg)	MC (kg)	Milk (kg)	SS (cm)	DtC (days)	CW (kg)	EMA (sq.cm)	RibF (mm)	RmpF (mm)	RBY (%)	IMF (%)	SRI (\$)	CEI (\$)	API (\$)
0.9	-	-1.3	4.3	34	70	92	93	11	-	-	51	-	-	-	-	-	\$49	\$41	\$55

LINTON 09160SIRE LINTON 07056
DAM LINTON 06224 AMFU**26**

JUNE 2010 AUSTRALASIAN GROUP BREEDPLAN EBV'S

CALVING EASE				GROWTH & MATERNAL						FERTILITY		CARCASE					PROFIT INDEX		
CE Dir (%)	CE DTRS (%)	GL (days)	BW (kg)	200-D (kg)	400-D (kg)	600-D (kg)	MC (kg)	Milk (kg)	SS (cm)	DtC (days)	CW (kg)	EMA (sq.cm)	RibF (mm)	RmpF (mm)	RBY (%)	IMF (%)	SRI (\$)	CEI (\$)	API (\$)
2.8	-	-	2.8	35	69	87	83	15	-	-	-	-	-	-	-	-	\$58	\$57	\$66

LINTON 09165 ABSIRE LINTON 07132
DAM LINTON 02031 AMFU**27**

JUNE 2010 AUSTRALASIAN GROUP BREEDPLAN EBV'S

CALVING EASE				GROWTH & MATERNAL						FERTILITY		CARCASE					PROFIT INDEX		
CE Dir (%)	CE DTRS (%)	GL (days)	BW (kg)	200-D (kg)	400-D (kg)	600-D (kg)	MC (kg)	Milk (kg)	SS (cm)	DtC (days)	CW (kg)	EMA (sq.cm)	RibF (mm)	RmpF (mm)	RBY (%)	IMF (%)	SRI (\$)	CEI (\$)	API (\$)
3.1	2.5	-2.7	2.6	29	58	74	60	17	2.2	-	40	-	-	-	-	-	\$54	\$54	\$66

LINTON 09183SIRE LINTON 07128
DAM LINTON 04385 AMFU**28**

JUNE 2010 AUSTRALASIAN GROUP BREEDPLAN EBV'S

CALVING EASE				GROWTH & MATERNAL						FERTILITY		CARCASE					PROFIT INDEX		
CE Dir (%)	CE DTRS (%)	GL (days)	BW (kg)	200-D (kg)	400-D (kg)	600-D (kg)	MC (kg)	Milk (kg)	SS (cm)	DtC (days)	CW (kg)	EMA (sq.cm)	RibF (mm)	RmpF (mm)	RBY (%)	IMF (%)	SRI (\$)	CEI (\$)	API (\$)
1.4	-	-	3.2	31	60	74	64	14	-	-	45	-	-	-	-	-	\$47	\$40	\$53

LINTON 09189SIRE LINTON 07059
DAM LINTON 02279 AMFU**29**

JUNE 2010 AUSTRALASIAN GROUP BREEDPLAN EBV'S

CALVING EASE				GROWTH & MATERNAL						FERTILITY		CARCASE					PROFIT INDEX		
CE Dir (%)	CE DTRS (%)	GL (days)	BW (kg)	200-D (kg)	400-D (kg)	600-D (kg)	MC (kg)	Milk (kg)	SS (cm)	DtC (days)	CW (kg)	EMA (sq.cm)	RibF (mm)	RmpF (mm)	RBY (%)	IMF (%)	SRI (\$)	CEI (\$)	API (\$)
2.7	1.7	-1.7	2.8	28	57	74	64	16	-	-	43	-	-	-	-	-	\$51	\$51	\$61

LINTON 09192SIRE LINTON 07449
DAM LINTON 05453 AMFU**30**

JUNE 2010 AUSTRALASIAN GROUP BREEDPLAN EBV'S

CALVING EASE				GROWTH & MATERNAL						FERTILITY		CARCASE					PROFIT INDEX		
CE Dir (%)	CE DTRS (%)	GL (days)	BW (kg)	200-D (kg)	400-D (kg)	600-D (kg)	MC (kg)	Milk (kg)	SS (cm)	DtC (days)	CW (kg)	EMA (sq.cm)	RibF (mm)	RmpF (mm)	RBY (%)	IMF (%)	SRI (\$)	CEI (\$)	API (\$)
-	-	-	4.4	39	70	82	65	10	-	-	-	-	-	-	-	-	\$52	\$40	\$60

LINTON 09194SIRE LINTON 07059
DAM LINTON 04540 AMFU**31**

JUNE 2010 AUSTRALASIAN GROUP BREEDPLAN EBV'S

CALVING EASE				GROWTH & MATERNAL						FERTILITY		CARCASE					PROFIT INDEX		
CE Dir (%)	CE DTRS (%)	GL (days)	BW (kg)	200-D (kg)	400-D (kg)	600-D (kg)	MC (kg)	Milk (kg)	SS (cm)	DtC (days)	CW (kg)	EMA (sq.cm)	RibF (mm)	RmpF (mm)	RBY (%)	IMF (%)	SRI (\$)	CEI (\$)	API (\$)
3.2	-	-	2.5	29	62	77	65	14	-	-	-	-	-	-	-	-	\$54	\$57	\$63



JUNE 2010 AUSTRALASIAN GROUP BREEDPLAN EBV AVERAGE FOR 2008 BORN ANIMALS

CALVING EASE				GROWTH & MATERNAL						FERTILITY		CARCASE					PROFIT INDEX		
CE Dir (%)	CE DTRS (%)	GL (days)	BW (kg)	200-DW (kg)	400-DW (kg)	600-DW (kg)	MC (kg)	Milk (kg)	SS (cm)	DtC (Days)	CW (kg)	EMA (sq.cm)	RibF (mm)	RmpF (mm)	RBY (%)	IMF (%)	SRI (\$)	CEI (\$)	API (\$)
0.0	+0.4	-2.5	+4.6	+36	+67	+86	+80	+12	+1.2	-2.5	+48	+2.8	-0.1	-0.1	+0.2	+0.8	+\$39	+\$26	+\$42

LINTON 09201 AB				SIRE	TE MANIA INFINITY 04379												32			
				DAM	LINTON 07326 AMFU															
JUNE 2010 AUSTRALASIAN GROUP BREEDPLAN EBV'S																				
CALVING EASE				GROWTH & MATERNAL						FERTILITY			CARCASE					PROFIT INDEX		
CE Dir (%)	CE DTRS (%)	GL (days)	BW (kg)	200-D (kg)	400-D (kg)	600-D (kg)	MC (kg)	Milk (kg)	SS (cm)	DtC (days)	CW (kg)	EMA (sq.cm)	RibF (mm)	RmpF (mm)	RBY (%)	IMF (%)	SRI (\$)	CEI (\$)	API (\$)	
2.4	1.3	-2.1	2.4	31	66	80	63	11	2.7	-	48	4.2	1.1	1.4	-0.2	-	\$58	\$51	\$73	

LINTON 09212				SIRE	LINTON 07424												33			
				DAM	LINTON 03378 AMFU															
JUNE 2010 AUSTRALASIAN GROUP BREEDPLAN EBV'S																				
CALVING EASE				GROWTH & MATERNAL						FERTILITY			CARCASE					PROFIT INDEX		
CE Dir (%)	CE DTRS (%)	GL (days)	BW (kg)	200-D (kg)	400-D (kg)	600-D (kg)	MC (kg)	Milk (kg)	SS (cm)	DtC (days)	CW (kg)	EMA (sq.cm)	RibF (mm)	RmpF (mm)	RBY (%)	IMF (%)	SRI (\$)	CEI (\$)	API (\$)	
-	-	-	1.3	28	54	68	54	12	-	-	-	-	-	-	-	-	\$48	\$57	\$54	

LINTON 09215				SIRE	LINTON 07109												34			
				DAM	LINTON 06552 AMFU															
JUNE 2010 AUSTRALASIAN GROUP BREEDPLAN EBV'S																				
CALVING EASE				GROWTH & MATERNAL						FERTILITY			CARCASE					PROFIT INDEX		
CE Dir (%)	CE DTRS (%)	GL (days)	BW (kg)	200-D (kg)	400-D (kg)	600-D (kg)	MC (kg)	Milk (kg)	SS (cm)	DtC (days)	CW (kg)	EMA (sq.cm)	RibF (mm)	RmpF (mm)	RBY (%)	IMF (%)	SRI (\$)	CEI (\$)	API (\$)	
3	-	-	1.9	33	65	91	85	14	-	-	55	-	-	-	-	-	\$53	\$61	\$60	

LINTON 09222				SIRE	LINTON 07421												35			
				DAM	LINTON 06379 AMFU															
JUNE 2010 AUSTRALASIAN GROUP BREEDPLAN EBV'S																				
CALVING EASE				GROWTH & MATERNAL						FERTILITY			CARCASE					PROFIT INDEX		
CE Dir (%)	CE DTRS (%)	GL (days)	BW (kg)	200-D (kg)	400-D (kg)	600-D (kg)	MC (kg)	Milk (kg)	SS (cm)	DtC (days)	CW (kg)	EMA (sq.cm)	RibF (mm)	RmpF (mm)	RBY (%)	IMF (%)	SRI (\$)	CEI (\$)	API (\$)	
1.6	-	-	3.9	37	69	87	68	15	-	-	-	-	-	-	-	-	\$57	\$44	\$70	

LINTON 09224				SIRE	LINTON 07164												36			
				DAM	LINTON 06567 AMFU															
JUNE 2010 AUSTRALASIAN GROUP BREEDPLAN EBV'S																				
CALVING EASE				GROWTH & MATERNAL						FERTILITY			CARCASE					PROFIT INDEX		
CE Dir (%)	CE DTRS (%)	GL (days)	BW (kg)	200-D (kg)	400-D (kg)	600-D (kg)	MC (kg)	Milk (kg)	SS (cm)	DtC (days)	CW (kg)	EMA (sq.cm)	RibF (mm)	RmpF (mm)	RBY (%)	IMF (%)	SRI (\$)	CEI (\$)	API (\$)	
3.4	0.9	-	2.5	25	60	73	52	15	1.8	-	38	-	-	-	-	-	\$55	\$59	\$65	



Walk into any of our clinics located throughout Southland and West Otago today and you can be assured of the best animal health solutions for both farm and pet

DAIRY SERVICES

- Reproduction analysis and diagnosis
- Milk quality and milking machine advice and expertise
- Nutrition and trace element testing and monitoring
- Innovative large herd and Breach Plus programmes

SHEEP & BEEF SERVICES

- Ovimax trace element monitoring scheme; including faecal egg count reduction tests
- Parasite management
- Disease investigation
- Reproduction performance investigation & analysis

DEER SERVICES

- Reproduction analysis and diagnosis
- Nutrition and trace element testing and monitoring
- TB testing and Velvet removal
- AI programmes

SMALL ANIMALS

- A full range of high quality services
- Highly experienced small animal veterinarians
- Fully equipped, modern facilities

VetSouth GORE, 8 Richmond Street, Ph 03 203 9220
VetSouth INVERCARGILL, 123 Yarrow Street, Ph 03 214 5384
VetSouth LUMSDEN, 44 Diana Street, Ph 03 248 9030

VetSouth OTAUTAU, 149 Main Street, Ph 03 225 8206
VetSouth TAPANUI, Main Road, Ph 03 204 8233
VetSouth WINTON, Cnr Great North & Welsh Roads, Ph 03 236 6090

LINTON 09228														SIRE LINTON 0501			37			
														DAM LINTON 07462 AMFU						
JUNE 2010 AUSTRALASIAN GROUP BREEDPLAN EBV'S																				
CALVING EASE				GROWTH & MATERNAL						FERTILITY			CARCASE					PROFIT INDEX		
CE Dir (%)	CE DTRS (%)	GL (days)	BW (kg)	200-D (kg)	400-D (kg)	600-D (kg)	MC (kg)	Milk (kg)	SS (cm)	DtC (days)	CW (kg)	EMA (sq.cm)	RibF (mm)	RmpF (mm)	RBY (%)	IMF (%)	SRI (\$)	CEI (\$)	API (\$)	
3.9	-	-3.8	1.8	32	58	70	51	18	1.9	-	39	-	-	-	-	-	\$57	\$63	\$67	

LINTON 09229														SIRE LINTON 06044			38			
														DAM LINTON 07305 AMFU						
JUNE 2010 AUSTRALASIAN GROUP BREEDPLAN EBV'S																				
CALVING EASE				GROWTH & MATERNAL						FERTILITY			CARCASE					PROFIT INDEX		
CE Dir (%)	CE DTRS (%)	GL (days)	BW (kg)	200-D (kg)	400-D (kg)	600-D (kg)	MC (kg)	Milk (kg)	SS (cm)	DtC (days)	CW (kg)	EMA (sq.cm)	RibF (mm)	RmpF (mm)	RBY (%)	IMF (%)	SRI (\$)	CEI (\$)	API (\$)	
3.2	-	-	1.8	28	58	69	55	12	1.8	-	39	-	-	-	-	-	\$52	\$54	\$61	

LINTON 09230														SIRE LINTON 0501			39			
														DAM LINTON 07238 AMFU						
JUNE 2010 AUSTRALASIAN GROUP BREEDPLAN EBV'S																				
CALVING EASE				GROWTH & MATERNAL						FERTILITY			CARCASE					PROFIT INDEX		
CE Dir (%)	CE DTRS (%)	GL (days)	BW (kg)	200-D (kg)	400-D (kg)	600-D (kg)	MC (kg)	Milk (kg)	SS (cm)	DtC (days)	CW (kg)	EMA (sq.cm)	RibF (mm)	RmpF (mm)	RBY (%)	IMF (%)	SRI (\$)	CEI (\$)	API (\$)	
3.1	-	-	1.2	28	52	58	43	13	-	-	33	-	-	-	-	-	\$50	\$51	\$57	

LINTON 09231														SIRE LINTON 07109			40			
														DAM LINTON 06314 AMFU						
JUNE 2010 AUSTRALASIAN GROUP BREEDPLAN EBV'S																				
CALVING EASE				GROWTH & MATERNAL						FERTILITY			CARCASE					PROFIT INDEX		
CE Dir (%)	CE DTRS (%)	GL (days)	BW (kg)	200-D (kg)	400-D (kg)	600-D (kg)	MC (kg)	Milk (kg)	SS (cm)	DtC (days)	CW (kg)	EMA (sq.cm)	RibF (mm)	RmpF (mm)	RBY (%)	IMF (%)	SRI (\$)	CEI (\$)	API (\$)	
1.8	-	-	2.4	30	64	79	76	13	-	-	47	-	-	-	-	-	\$50	\$43	\$59	

LINTON 09234														SIRE LINTON 07059			41			
														DAM LINTON 03550 AMFU						
JUNE 2010 AUSTRALASIAN GROUP BREEDPLAN EBV'S																				
CALVING EASE				GROWTH & MATERNAL						FERTILITY			CARCASE					PROFIT INDEX		
CE Dir (%)	CE DTRS (%)	GL (days)	BW (kg)	200-D (kg)	400-D (kg)	600-D (kg)	MC (kg)	Milk (kg)	SS (cm)	DtC (days)	CW (kg)	EMA (sq.cm)	RibF (mm)	RmpF (mm)	RBY (%)	IMF (%)	SRI (\$)	CEI (\$)	API (\$)	
2.5	-	-	3.1	31	62	81	70	14	-	-	-	-	-	-	-	-	\$49	\$51	\$57	

LINTON 09236 AB														SIRE Karoo W109 Direction Z181			42			
														DAM LINTON 02111 AMFU						
JUNE 2010 AUSTRALASIAN GROUP BREEDPLAN EBV'S																				
CALVING EASE				GROWTH & MATERNAL						FERTILITY			CARCASE					PROFIT INDEX		
CE Dir (%)	CE DTRS (%)	GL (days)	BW (kg)	200-D (kg)	400-D (kg)	600-D (kg)	MC (kg)	Milk (kg)	SS (cm)	DtC (days)	CW (kg)	EMA (sq.cm)	RibF (mm)	RmpF (mm)	RBY (%)	IMF (%)	SRI (\$)	CEI (\$)	API (\$)	
2.2	0.6	-0.9	2.6	23	58	79	66	14	2.3	-3.7	43	4.8	2.5	2.4	-0.8	-	\$50	\$47	\$65	

LINTON 09237														SIRE LINTON 07162			43			
														DAM LINTON 05083 AMFU						
JUNE 2010 AUSTRALASIAN GROUP BREEDPLAN EBV'S																				
CALVING EASE				GROWTH & MATERNAL						FERTILITY			CARCASE					PROFIT INDEX		
CE Dir (%)	CE DTRS (%)	GL (days)	BW (kg)	200-D (kg)	400-D (kg)	600-D (kg)	MC (kg)	Milk (kg)	SS (cm)	DtC (days)	CW (kg)	EMA (sq.cm)	RibF (mm)	RmpF (mm)	RBY (%)	IMF (%)	SRI (\$)	CEI (\$)	API (\$)	
1.1	-	-	4.4	29	67	85	72	16	-	-	-	-	-	-	-	-	\$51	\$40	\$61	

LINTON 09239														SIRE LINTON 07421			44			
														DAM LINTON 06553 AMFU						
JUNE 2010 AUSTRALASIAN GROUP BREEDPLAN EBV'S																				
CALVING EASE				GROWTH & MATERNAL						FERTILITY			CARCASE					PROFIT INDEX		
CE Dir (%)	CE DTRS (%)	GL (days)	BW (kg)	200-D (kg)	400-D (kg)	600-D (kg)	MC (kg)	Milk (kg)	SS (cm)	DtC (days)	CW (kg)	EMA (sq.cm)	RibF (mm)	RmpF (mm)	RBY (%)	IMF (%)	SRI (\$)	CEI (\$)	API (\$)	
1.3	-	-	5	36	78	100	96	13	-	-	-	-	-	-	-	-	\$57	\$47	\$65	



JUNE 2010 AUSTRALASIAN GROUP BREEDPLAN EBV AVERAGE FOR 2008 BORN ANIMALS																				
CALVING EASE				GROWTH & MATERNAL						FERTILITY			CARCASE					PROFIT INDEX		
CE Dir (%)	CE DTRS (%)	GL (days)	BW (kg)	200-DW (kg)	400-DW (kg)	600-DW (kg)	MC (kg)	Milk (kg)	SS (cm)	DtC (Days)	CW (kg)	EMA (sq.cm)	RibF (mm)	RmpF (mm)	RBY (%)	IMF (%)	SRI (\$)	CEI (\$)	API (\$)	
0.0	+0.4	-2.5	+4.6	+36	+67	+86	+80	+12	+1.2	-2.5	+48	+2.8	-0.1	-0.1	+0.2	+0.8	+\$39	+\$26	+\$42	

LINTON 09247										SIRE LINTON 06054		DAM LINTON 07110 AMFU		45					
JUNE 2010 AUSTRALASIAN GROUP BREEDPLAN EBV'S																			
CALVING EASE				GROWTH & MATERNAL						FERTILITY			CARCASE				PROFIT INDEX		
CE Dir (%)	CE DTRS (%)	GL (days)	BW (kg)	200-D (kg)	400-D (kg)	600-D (kg)	MC (kg)	Milk (kg)	SS (cm)	DtC (days)	CW (kg)	EMA (sq.cm)	RibF (mm)	RmpF (mm)	RBY (%)	IMF (%)	SRI (\$)	CEI (\$)	API (\$)
1.7	-	-1.7	4.2	36	63	78	78	18	1.7	-	45	-	-	-	-	-	\$52	\$43	\$57

LINTON 09248										SIRE LINTON 07001		DAM LINTON 05637 AMFU		46					
JUNE 2010 AUSTRALASIAN GROUP BREEDPLAN EBV'S																			
CALVING EASE				GROWTH & MATERNAL						FERTILITY			CARCASE				PROFIT INDEX		
CE Dir (%)	CE DTRS (%)	GL (days)	BW (kg)	200-D (kg)	400-D (kg)	600-D (kg)	MC (kg)	Milk (kg)	SS (cm)	DtC (days)	CW (kg)	EMA (sq.cm)	RibF (mm)	RmpF (mm)	RBY (%)	IMF (%)	SRI (\$)	CEI (\$)	API (\$)
-	-	-	2.4	33	70	82	78	12	-	-	-	-	-	-	-	-	\$61	\$55	\$67

LINTON 09253										SIRE LINTON 07542		DAM LINTON 06017 AMFU		47					
JUNE 2010 AUSTRALASIAN GROUP BREEDPLAN EBV'S																			
CALVING EASE				GROWTH & MATERNAL						FERTILITY			CARCASE				PROFIT INDEX		
CE Dir (%)	CE DTRS (%)	GL (days)	BW (kg)	200-D (kg)	400-D (kg)	600-D (kg)	MC (kg)	Milk (kg)	SS (cm)	DtC (days)	CW (kg)	EMA (sq.cm)	RibF (mm)	RmpF (mm)	RBY (%)	IMF (%)	SRI (\$)	CEI (\$)	API (\$)
3.4	-	-	2.9	28	61	82	78	11	-	-	42	-	-	-	-	-	\$51	\$63	\$59

LINTON 09260										SIRE LINTON 07449		DAM LINTON 05402 AMFU		48					
JUNE 2010 AUSTRALASIAN GROUP BREEDPLAN EBV'S																			
CALVING EASE				GROWTH & MATERNAL						FERTILITY			CARCASE				PROFIT INDEX		
CE Dir (%)	CE DTRS (%)	GL (days)	BW (kg)	200-D (kg)	400-D (kg)	600-D (kg)	MC (kg)	Milk (kg)	SS (cm)	DtC (days)	CW (kg)	EMA (sq.cm)	RibF (mm)	RmpF (mm)	RBY (%)	IMF (%)	SRI (\$)	CEI (\$)	API (\$)
2.7	-	-	2.2	30	56	65	40	10	-	-	35	-	-	-	-	-	\$52	\$49	\$62

LINTON 09265										SIRE LINTON 07162		DAM LINTON 04545 AMFU		49					
JUNE 2010 AUSTRALASIAN GROUP BREEDPLAN EBV'S																			
CALVING EASE				GROWTH & MATERNAL						FERTILITY			CARCASE				PROFIT INDEX		
CE Dir (%)	CE DTRS (%)	GL (days)	BW (kg)	200-D (kg)	400-D (kg)	600-D (kg)	MC (kg)	Milk (kg)	SS (cm)	DtC (days)	CW (kg)	EMA (sq.cm)	RibF (mm)	RmpF (mm)	RBY (%)	IMF (%)	SRI (\$)	CEI (\$)	API (\$)
-	-	-	2.6	28	62	69	53	14	-	-	-	-	-	-	-	-	\$53	\$48	\$58

LINTON 09268										SIRE LINTON 06025		DAM LINTON 04265 AMFU		50					
JUNE 2010 AUSTRALASIAN GROUP BREEDPLAN EBV'S																			
CALVING EASE				GROWTH & MATERNAL						FERTILITY			CARCASE				PROFIT INDEX		
CE Dir (%)	CE DTRS (%)	GL (days)	BW (kg)	200-D (kg)	400-D (kg)	600-D (kg)	MC (kg)	Milk (kg)	SS (cm)	DtC (days)	CW (kg)	EMA (sq.cm)	RibF (mm)	RmpF (mm)	RBY (%)	IMF (%)	SRI (\$)	CEI (\$)	API (\$)
2.3	-	-	2.5	29	59	73	54	17	1.3	-	39	-	-	-	-	-	\$51	\$47	\$60

LINTON 09272										SIRE LINTON 04087		DAM LINTON 07089 AMFU		51					
JUNE 2010 AUSTRALASIAN GROUP BREEDPLAN EBV'S																			
CALVING EASE				GROWTH & MATERNAL						FERTILITY			CARCASE				PROFIT INDEX		
CE Dir (%)	CE DTRS (%)	GL (days)	BW (kg)	200-D (kg)	400-D (kg)	600-D (kg)	MC (kg)	Milk (kg)	SS (cm)	DtC (days)	CW (kg)	EMA (sq.cm)	RibF (mm)	RmpF (mm)	RBY (%)	IMF (%)	SRI (\$)	CEI (\$)	API (\$)
0.4	0.8	-3.4	5.8	42	79	100	99	14	1.5	-2.1	56	4	-0.3	0.1	0.5	-	\$58	\$41	\$67

LINTON 09276										SIRE LINTON 07542		DAM LINTON 06232 AMFU		52					
JUNE 2010 AUSTRALASIAN GROUP BREEDPLAN EBV'S																			
CALVING EASE				GROWTH & MATERNAL						FERTILITY			CARCASE				PROFIT INDEX		
CE Dir (%)	CE DTRS (%)	GL (days)	BW (kg)	200-D (kg)	400-D (kg)	600-D (kg)	MC (kg)	Milk (kg)	SS (cm)	DtC (days)	CW (kg)	EMA (sq.cm)	RibF (mm)	RmpF (mm)	RBY (%)	IMF (%)	SRI (\$)	CEI (\$)	API (\$)
4	-	-	1.1	16	44	54	41	11	-	-	-	-	-	-	-	-	\$45	\$57	\$54



JUNE 2010 AUSTRALASIAN GROUP BREEDPLAN EBV AVERAGE FOR 2008 BORN ANIMALS																			
CALVING EASE				GROWTH & MATERNAL						FERTILITY			CARCASE				PROFIT INDEX		
CE Dir (%)	CE DTRS (%)	GL (days)	BW (kg)	200-DW (kg)	400-DW (kg)	600-DW (kg)	MC (kg)	Milk (kg)	SS (cm)	DtC (Days)	CW (kg)	EMA (sq.cm)	RibF (mm)	RmpF (mm)	RBY (%)	IMF (%)	SRI (\$)	CEI (\$)	API (\$)
0.0	+0.4	-2.5	+4.6	+36	+67	+86	+80	+12	+1.2	-2.5	+48	+2.8	-0.1	-0.1	+0.2	+0.8	+\$39	+\$26	+\$42

LINTON 09279										SIRE LINTON 04087			53							
										DAM LINTON 07683 AMFU										
JUNE 2010 AUSTRALASIAN GROUP BREEDPLAN EBV'S																				
CALVING EASE				GROWTH & MATERNAL						FERTILITY			CARCASE					PROFIT INDEX		
CE Dir (%)	CE DTRS (%)	GL (days)	BW (kg)	200-D (kg)	400-D (kg)	600-D (kg)	MC (kg)	Milk (kg)	SS (cm)	DtC (days)	CW (kg)	EMA (sq.cm)	RibF (mm)	RmpF (mm)	RBY (%)	IMF (%)	SRI (\$)	CEI (\$)	API (\$)	
1.6	-	-3.5	4.4	35	68	88	91	10	1.9	-	43	2.1	0.7	0.7	-0.1	-	\$51	\$45	\$58	

LINTON 09281										SIRE LINTON 04087			54							
										DAM LINTON 07308 AMFU										
JUNE 2010 AUSTRALASIAN GROUP BREEDPLAN EBV'S																				
CALVING EASE				GROWTH & MATERNAL						FERTILITY			CARCASE					PROFIT INDEX		
CE Dir (%)	CE DTRS (%)	GL (days)	BW (kg)	200-D (kg)	400-D (kg)	600-D (kg)	MC (kg)	Milk (kg)	SS (cm)	DtC (days)	CW (kg)	EMA (sq.cm)	RibF (mm)	RmpF (mm)	RBY (%)	IMF (%)	SRI (\$)	CEI (\$)	API (\$)	
1.5	1	-3.9	4.4	37	71	88	85	9	2.2	-	45	2.7	1.2	1.4	-0.2	-	\$56	\$44	\$66	

LINTON 09282										SIRE LINTON 07164			55							
										DAM LINTON 06418 AMFU										
JUNE 2010 AUSTRALASIAN GROUP BREEDPLAN EBV'S																				
CALVING EASE				GROWTH & MATERNAL						FERTILITY			CARCASE					PROFIT INDEX		
CE Dir (%)	CE DTRS (%)	GL (days)	BW (kg)	200-D (kg)	400-D (kg)	600-D (kg)	MC (kg)	Milk (kg)	SS (cm)	DtC (days)	CW (kg)	EMA (sq.cm)	RibF (mm)	RmpF (mm)	RBY (%)	IMF (%)	SRI (\$)	CEI (\$)	API (\$)	
4.1	-	-	1	19	49	57	44	14	1.5	-	30	-	-	-	-	-	\$51	\$59	\$60	

LINTON 09284										SIRE LINTON 07114			56							
										DAM LINTON 06367 AMFU										
JUNE 2010 AUSTRALASIAN GROUP BREEDPLAN EBV'S																				
CALVING EASE				GROWTH & MATERNAL						FERTILITY			CARCASE					PROFIT INDEX		
CE Dir (%)	CE DTRS (%)	GL (days)	BW (kg)	200-D (kg)	400-D (kg)	600-D (kg)	MC (kg)	Milk (kg)	SS (cm)	DtC (days)	CW (kg)	EMA (sq.cm)	RibF (mm)	RmpF (mm)	RBY (%)	IMF (%)	SRI (\$)	CEI (\$)	API (\$)	
-	-	-	3.4	31	58	70	64	16	-	-	-	-	-	-	-	-	\$52	\$45	\$61	

LINTON 09289										SIRE LINTON 07164			57							
										DAM LINTON 06628 AMFU										
JUNE 2010 AUSTRALASIAN GROUP BREEDPLAN EBV'S																				
CALVING EASE				GROWTH & MATERNAL						FERTILITY			CARCASE					PROFIT INDEX		
CE Dir (%)	CE DTRS (%)	GL (days)	BW (kg)	200-D (kg)	400-D (kg)	600-D (kg)	MC (kg)	Milk (kg)	SS (cm)	DtC (days)	CW (kg)	EMA (sq.cm)	RibF (mm)	RmpF (mm)	RBY (%)	IMF (%)	SRI (\$)	CEI (\$)	API (\$)	
2.2	-	-	4.4	35	73	93	82	14	-	-	-	-	-	-	-	-	\$56	\$53	\$65	

LINTON 09293										SIRE LINTON 06025			58							
										DAM LINTON 03021 AMFU										
JUNE 2010 AUSTRALASIAN GROUP BREEDPLAN EBV'S																				
CALVING EASE				GROWTH & MATERNAL						FERTILITY			CARCASE					PROFIT INDEX		
CE Dir (%)	CE DTRS (%)	GL (days)	BW (kg)	200-D (kg)	400-D (kg)	600-D (kg)	MC (kg)	Milk (kg)	SS (cm)	DtC (days)	CW (kg)	EMA (sq.cm)	RibF (mm)	RmpF (mm)	RBY (%)	IMF (%)	SRI (\$)	CEI (\$)	API (\$)	
3	0.9	-	1.4	29	61	74	41	17	2.1	-0.1	42	3.5	0.4	0.2	0.2	-	\$55	\$55	\$66	

LINTON 09298										SIRE LINTON 07449			59							
										DAM LINTON 05287 AMFU										
JUNE 2010 AUSTRALASIAN GROUP BREEDPLAN EBV'S																				
CALVING EASE				GROWTH & MATERNAL						FERTILITY			CARCASE					PROFIT INDEX		
CE Dir (%)	CE DTRS (%)	GL (days)	BW (kg)	200-D (kg)	400-D (kg)	600-D (kg)	MC (kg)	Milk (kg)	SS (cm)	DtC (days)	CW (kg)	EMA (sq.cm)	RibF (mm)	RmpF (mm)	RBY (%)	IMF (%)	SRI (\$)	CEI (\$)	API (\$)	
-	-	-	3.4	36	68	79	64	10	-	-	-	-	-	-	-	-	\$50	\$42	\$57	

LINTON 09303										SIRE LINTON 06025			60							
										DAM LINTON 05148 AMFU										
JUNE 2010 AUSTRALASIAN GROUP BREEDPLAN EBV'S																				
CALVING EASE				GROWTH & MATERNAL						FERTILITY			CARCASE					PROFIT INDEX		
CE Dir (%)	CE DTRS (%)	GL (days)	BW (kg)	200-D (kg)	400-D (kg)	600-D (kg)	MC (kg)	Milk (kg)	SS (cm)	DtC (days)	CW (kg)	EMA (sq.cm)	RibF (mm)	RmpF (mm)	RBY (%)	IMF (%)	SRI (\$)	CEI (\$)	API (\$)	
-	-	-	1.4	29	57	73	-	-	-	-	-	-	-	-	-	-	\$48	\$48	\$60	



JUNE 2010 AUSTRALASIAN GROUP BREEDPLAN EBV AVERAGE FOR 2008 BORN ANIMALS																				
CALVING EASE				GROWTH & MATERNAL						FERTILITY			CARCASE					PROFIT INDEX		
CE Dir (%)	CE DTRS (%)	GL (days)	BW (kg)	200-DW (kg)	400-DW (kg)	600-DW (kg)	MC (kg)	Milk (kg)	SS (cm)	DtC (Days)	CW (kg)	EMA (sq.cm)	RibF (mm)	RmpF (mm)	RBY (%)	IMF (%)	SRI (\$)	CEI (\$)	API (\$)	
0.0	+0.4	-2.5	+4.6	+36	+67	+86	+80	+12	+1.2	-2.5	+48	+2.8	-0.1	-0.1	+0.2	+0.8	+\$39	+\$26	+\$42	

LINTON 09314				SIRE	LINTON 07109												61			
				DAM	LINTON 06298 AMFU															
JUNE 2010 AUSTRALASIAN GROUP BREEDPLAN EBV'S																				
CALVING EASE				GROWTH & MATERNAL						FERTILITY				CARCASE				PROFIT INDEX		
CE Dir (%)	CE DTRS (%)	GL (days)	BW (kg)	200-D (kg)	400-D (kg)	600-D (kg)	MC (kg)	Milk (kg)	SS (cm)	DtC (days)	CW (kg)	EMA (sq.cm)	RibF (mm)	RmpF (mm)	RBY (%)	IMF (%)	SRI (\$)	CEI (\$)	API (\$)	
2.3	-	-	2.9	38	69	92	85	14	-	-	-	-	-	-	-	-	\$55	\$53	\$63	

LINTON 09315				SIRE	LINTON 07056												62			
				DAM	LINTON 06193 AMFU															
JUNE 2010 AUSTRALASIAN GROUP BREEDPLAN EBV'S																				
CALVING EASE				GROWTH & MATERNAL						FERTILITY				CARCASE				PROFIT INDEX		
CE Dir (%)	CE DTRS (%)	GL (days)	BW (kg)	200-D (kg)	400-D (kg)	600-D (kg)	MC (kg)	Milk (kg)	SS (cm)	DtC (days)	CW (kg)	EMA (sq.cm)	RibF (mm)	RmpF (mm)	RBY (%)	IMF (%)	SRI (\$)	CEI (\$)	API (\$)	
3.2	-	-	1.9	33	64	80	67	14	-	-	-	-	-	-	-	-	\$57	\$57	\$68	

LINTON 09322				SIRE	LINTON 06617												63			
				DAM	LINTON 05208 AMFU															
JUNE 2010 AUSTRALASIAN GROUP BREEDPLAN EBV'S																				
CALVING EASE				GROWTH & MATERNAL						FERTILITY				CARCASE				PROFIT INDEX		
CE Dir (%)	CE DTRS (%)	GL (days)	BW (kg)	200-D (kg)	400-D (kg)	600-D (kg)	MC (kg)	Milk (kg)	SS (cm)	DtC (days)	CW (kg)	EMA (sq.cm)	RibF (mm)	RmpF (mm)	RBY (%)	IMF (%)	SRI (\$)	CEI (\$)	API (\$)	
1.8	-	-	3	37	68	83	68	13	-	-	-	-	-	-	-	-	\$55	\$47	\$60	

LINTON 09326				SIRE	LINTON 07638												64			
				DAM	LINTON 02050 AMFU															
JUNE 2010 AUSTRALASIAN GROUP BREEDPLAN EBV'S																				
CALVING EASE				GROWTH & MATERNAL						FERTILITY				CARCASE				PROFIT INDEX		
CE Dir (%)	CE DTRS (%)	GL (days)	BW (kg)	200-D (kg)	400-D (kg)	600-D (kg)	MC (kg)	Milk (kg)	SS (cm)	DtC (days)	CW (kg)	EMA (sq.cm)	RibF (mm)	RmpF (mm)	RBY (%)	IMF (%)	SRI (\$)	CEI (\$)	API (\$)	
3.8	-	-	1.1	24	50	61	41	16	-	-	32	-	-	-	-	-	\$50	\$59	\$59	

LINTON 09330				SIRE	LINTON 07023												65			
				DAM	LINTON 04100 AMFU															
JUNE 2010 AUSTRALASIAN GROUP BREEDPLAN EBV'S																				
CALVING EASE				GROWTH & MATERNAL						FERTILITY				CARCASE				PROFIT INDEX		
CE Dir (%)	CE DTRS (%)	GL (days)	BW (kg)	200-D (kg)	400-D (kg)	600-D (kg)	MC (kg)	Milk (kg)	SS (cm)	DtC (days)	CW (kg)	EMA (sq.cm)	RibF (mm)	RmpF (mm)	RBY (%)	IMF (%)	SRI (\$)	CEI (\$)	API (\$)	
2.6	-	-	3.1	37	71	88	72	17	2	-	-	-	-	-	-	-	\$56	\$54	\$66	

Janet Copeland Law

employment lawyers

JANET COPELAND LAW YOUR CHOICE FOR EMPLOYMENT LAW ADVICE.

We have offices in Invercargill, Dunedin & Queenstown.



Janet Copeland



Lucia Vincent



Rachel Brazil



Julia Shallcross

SERVICES OFFERED BY JANET COPELAND LAW INCLUDE:

- Advice on the interpretation and application of employment law, including emerging case law, in all aspects of the employment relationship.
- Legal representation in Mediation, Employment Relations Authority, investigation meetings and the Employment Court.
- Drafting and negotiating of individual and collective agreements.
- Business restructuring.
- Advice on disciplinary, performance and personal grievance issues.

Contact Janet and her team in the Invercargill office: 62 Deveron Street, Invercargill Phone 03 211 0153 fax 03 218 3623
Rachel Brazil in the Dunedin Office: 40 Filleul Street, Dunedin Phone 03 474 5826 fax 03 477 7938
or Julia Shallcross in the Queenstown Office: 13 Camp Street, Queenstown Phone 03 450 1817 fax 03 442 8594

LINTON 09332														SIRE LINTON 07542		66				
														DAM LINTON 06008 AMFU						
JUNE 2010 AUSTRALASIAN GROUP BREEDPLAN EBV'S																				
CALVING EASE				GROWTH & MATERNAL						FERTILITY			CARCASE					PROFIT INDEX		
CE Dir (%)	CE DTRS (%)	GL (days)	BW (kg)	200-D (kg)	400-D (kg)	600-D (kg)	MC (kg)	Milk (kg)	SS (cm)	DtC (days)	CW (kg)	EMA (sq.cm)	RibF (mm)	RmpF (mm)	RBY (%)	IMF (%)	SRI (\$)	CEI (\$)	API (\$)	
3.5	-	-	1.6	25	58	73	57	12	-	-	-	-	-	-	-	-	\$56	\$60	\$67	

LINTON 09342														SIRE LINTON 07128		67				
														DAM LINTON 03446 AMFU						
JUNE 2010 AUSTRALASIAN GROUP BREEDPLAN EBV'S																				
CALVING EASE				GROWTH & MATERNAL						FERTILITY			CARCASE					PROFIT INDEX		
CE Dir (%)	CE DTRS (%)	GL (days)	BW (kg)	200-D (kg)	400-D (kg)	600-D (kg)	MC (kg)	Milk (kg)	SS (cm)	DtC (days)	CW (kg)	EMA (sq.cm)	RibF (mm)	RmpF (mm)	RBY (%)	IMF (%)	SRI (\$)	CEI (\$)	API (\$)	
2.6	-	-	2.5	29	64	78	78	12	-	-	-	-	-	-	-	-	\$55	\$52	\$60	

LINTON 09350														SIRE LINTON 07449		68				
														DAM LINTON 05447 AMFU						
JUNE 2010 AUSTRALASIAN GROUP BREEDPLAN EBV'S																				
CALVING EASE				GROWTH & MATERNAL						FERTILITY			CARCASE					PROFIT INDEX		
CE Dir (%)	CE DTRS (%)	GL (days)	BW (kg)	200-D (kg)	400-D (kg)	600-D (kg)	MC (kg)	Milk (kg)	SS (cm)	DtC (days)	CW (kg)	EMA (sq.cm)	RibF (mm)	RmpF (mm)	RBY (%)	IMF (%)	SRI (\$)	CEI (\$)	API (\$)	
-	-	-	3.3	35	67	81	67	9	-	-	-	-	-	-	-	-	\$52	\$45	\$56	

LINTON 09354														SIRE LINTON 07003		69				
														DAM AMFU						
JUNE 2010 AUSTRALASIAN GROUP BREEDPLAN EBV'S																				
CALVING EASE				GROWTH & MATERNAL						FERTILITY			CARCASE					PROFIT INDEX		
CE Dir (%)	CE DTRS (%)	GL (days)	BW (kg)	200-D (kg)	400-D (kg)	600-D (kg)	MC (kg)	Milk (kg)	SS (cm)	DtC (days)	CW (kg)	EMA (sq.cm)	RibF (mm)	RmpF (mm)	RBY (%)	IMF (%)	SRI (\$)	CEI (\$)	API (\$)	
-	-	-	2.4	32	66	83	-	-	-	-	-	-	-	-	-	-	\$51	\$52	\$55	

LINTON 09356														SIRE LINTON 07059		70				
														DAM LINTON 01592 AMFU						
JUNE 2010 AUSTRALASIAN GROUP BREEDPLAN EBV'S																				
CALVING EASE				GROWTH & MATERNAL						FERTILITY			CARCASE					PROFIT INDEX		
CE Dir (%)	CE DTRS (%)	GL (days)	BW (kg)	200-D (kg)	400-D (kg)	600-D (kg)	MC (kg)	Milk (kg)	SS (cm)	DtC (days)	CW (kg)	EMA (sq.cm)	RibF (mm)	RmpF (mm)	RBY (%)	IMF (%)	SRI (\$)	CEI (\$)	API (\$)	
2.4	-	-	3.8	29	62	77	77	9	-	-	-	-	-	-	-	-	\$47	\$48	\$54	

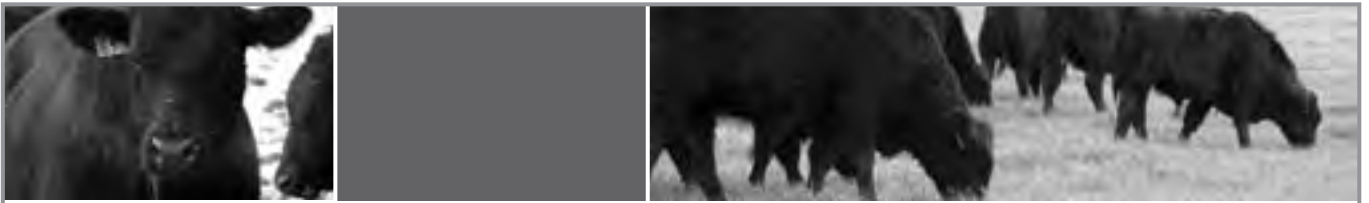
LINTON 09359														SIRE LINTON 06003		71				
														DAM LINTON 03008 AMS25%						
JUNE 2010 AUSTRALASIAN GROUP BREEDPLAN EBV'S																				
CALVING EASE				GROWTH & MATERNAL						FERTILITY			CARCASE					PROFIT INDEX		
CE Dir (%)	CE DTRS (%)	GL (days)	BW (kg)	200-D (kg)	400-D (kg)	600-D (kg)	MC (kg)	Milk (kg)	SS (cm)	DtC (days)	CW (kg)	EMA (sq.cm)	RibF (mm)	RmpF (mm)	RBY (%)	IMF (%)	SRI (\$)	CEI (\$)	API (\$)	
3.4	0.2	-4.1	0.7	27	51	65	28	17	2	-1.5	36	-	-	-	-	-	\$51	\$57	\$63	

LINTON 09360														SIRE LINTON 07056		72				
														DAM LINTON 06036 AMFU						
JUNE 2010 AUSTRALASIAN GROUP BREEDPLAN EBV'S																				
CALVING EASE				GROWTH & MATERNAL						FERTILITY			CARCASE					PROFIT INDEX		
CE Dir (%)	CE DTRS (%)	GL (days)	BW (kg)	200-D (kg)	400-D (kg)	600-D (kg)	MC (kg)	Milk (kg)	SS (cm)	DtC (days)	CW (kg)	EMA (sq.cm)	RibF (mm)	RmpF (mm)	RBY (%)	IMF (%)	SRI (\$)	CEI (\$)	API (\$)	
3.8	-	-5.2	2.4	38	74	93	72	14	-	-	53	-	-	-	-	-	\$63	\$69	\$77	

LINTON 09363														SIRE LINTON 07128		73				
														DAM LINTON 03235 AMFU						
JUNE 2010 AUSTRALASIAN GROUP BREEDPLAN EBV'S																				
CALVING EASE				GROWTH & MATERNAL						FERTILITY			CARCASE					PROFIT INDEX		
CE Dir (%)	CE DTRS (%)	GL (days)	BW (kg)	200-D (kg)	400-D (kg)	600-D (kg)	MC (kg)	Milk (kg)	SS (cm)	DtC (days)	CW (kg)	EMA (sq.cm)	RibF (mm)	RmpF (mm)	RBY (%)	IMF (%)	SRI (\$)	CEI (\$)	API (\$)	
1.6	0.2	-1.9	3.4	28	57	76	61	16	1.5	-	42	-	-	-	-	-	\$47	\$42	\$57	



JUNE 2010 AUSTRALASIAN GROUP BREEDPLAN EBV AVERAGE FOR 2008 BORN ANIMALS																				
CALVING EASE				GROWTH & MATERNAL						FERTILITY			CARCASE					PROFIT INDEX		
CE Dir (%)	CE DTRS (%)	GL (days)	BW (kg)	200-DW (kg)	400-DW (kg)	600-DW (kg)	MC (kg)	Milk (kg)	SS (cm)	DtC (Days)	CW (kg)	EMA (sq.cm)	RibF (mm)	RmpF (mm)	RBY (%)	IMF (%)	SRI (\$)	CEI (\$)	API (\$)	
0.0	+0.4	-2.5	+4.6	+36	+67	+86	+80	+12	+1.2	-2.5	+48	+2.8	-0.1	-0.1	+0.2	+0.8	+\$39	+\$26	+\$42	



Buying a Mount Linton Bull

Guarantee

The fertility and structural soundness of bulls is guaranteed for three years.

Transport

The transport of bulls is compliments of Mount Linton as far north as Feilding.

Herd Status and Health

All bulls have:

- C10 Tb status
- Negative BVD and EBL test
- BVD vaccinated
- Positive semen morphology test
- Cleared a thorough veterinarian check physical health
- Sires AM (Curly Calf) and NH tested
- Forward store condition ready to acclimatise to their new environment.

Choosing your bull/s

1. Study individual bulls.

Please note: Shading = values in the top 20% of the Australasian Angus Group for 2008 born animals EXCEPT for mature cow weight where the bottom 20% is shaded.

LINTON 09011 AB				SIRE Karoo W109 Direction Z181		DAM LINTON 07149 AMFU		1											
JUNE 2010 AUSTRALASIAN GROUP BREEDPLAN EBV'S																			
CALVING EASE			GROWTH & MATERNAL				FERTILITY			CARCASE			PROFIT INDEX						
CE Dir (%)	CE DTRS (%)	GL (days)	BW (kg)	200-D (kg)	400-D (kg)	600-D (kg)	MC (kg)	Milk (kg)	SS (cm)	DtC (days)	CW (kg)	EMA (sq.cm)	RibF (mm)	RmpF (mm)	RBV (%)	IMF (%)	SRI (\$)	CEI (\$)	API (\$)
1.1	-	-3.4	4.3	36	68	88	76	13	2	-	46	-	-	-	-	-	\$53	\$40	\$62
CALVING EASE DIRECT		GESTATION LENGTH		200, 400, 600-DAY WEIGHT			MATURE COW WEIGHT		SCROTAL CIRCUMFERENCE		CARCASE WEIGHT		RIB FAT		RETAIL BEEF YIELD		SELF-REPLACING INDEX		ANGUS PURE INDEX
CALVING EASE DAUGHTERS		BIRTH WEIGHT							DAYS TO CALVING		EYE MUSCLE AREA		RUMP FAT		INTRA MUSCULAR FAT		CALVING EASE INDEX		

2. Compare individual's genetic information to the breed average at the bottom of each page.

3. Consider the sire's genetic information on pages 5-8.

AM (Curly Calf) status explained

All herd sires used at Mount Linton are tested for the recessive gene Arthrogyposis Multiplex (AM), and all bulls offered for sale have their status described in the catalogue. To be expressed the gene must be present in both parents and in that case there is a 25% chance of a calf born dead. The frequency of the heterozygote (ie. The sire or dam carries the recessive gene) is low in commercial herds. Recessive genes occur in all breeds and species. With recognition and DNA testing, their frequency can be managed to be an insignificant risk.



Bull selection using numbers

Profit Index

Profit Index is the predicted profitability of an animal in dollar terms/cow mated. It is calculated using an individual's EBV and financial information (costs and returns relating to a particular production system).

PROFIT INDEX	DESCRIPTION	DESIRED VALUE FOR MOUNT LINTON HERD
SRI	Self-Replacing Index favors production of a herd with excellent reproductive efficiency, rearing progeny with moderate to high growth rates and high yielding carcasses.	High
CEI	Calving-Ease Index ranks animals on their ability to generate profit (\$/cow mated) when crossed with dairy females, but it is also a reasonable indicator of suitability for use over beef heifers.	High
API	Angus-Pure Index is the same as the SRI but will highlight animals with higher marbling and progeny turn-off at about 16-17 months of age.	High

Estimated Breeding Value (EBV):

An EBV is the best estimate of an animal's genetic merit, based on its own performance and that of its relatives. It is calculated by comparing the performance of the animal to the average of animals it has been running with. (These animals are the same age and sex and are given exactly the same opportunity to display their performance potential.)

Included in the EBV calculation is an allowance for how heritable each trait is. In general, maternal traits (fertility, milking ability) are poorly inherited and growth and carcass traits are moderate to highly inherited.

EBV	DESCRIPTION	DESIRED VALUE FOR MOUNT LINTON HERD	BREED AV. FOR 2008 BORN AUSTRALASIAN BREEDPLAN ANIMALS	MOUNT LINTON AV. FOR 2009 BORN ANIMALS
CE DIR	The direct effect bulls have on the ease with which their calves are born. A higher value will mean his calves will have fewer difficult births.	Higher, positive	+0.0	+1.5
CE DTRS	The calving ease of a bull's daughters. A higher value indicates his two-year old daughters will have less calving problems.	Higher, positive	+0.4	+0.8
GL	Gestation length measures the no. days from conception to calf birth date. Low values mean calves are born earlier and more easily.	Lower, negative	-2.5	-2.7
BWT -	The lower the value the lighter the calf at birth.	Low/moderate	+4.6	+3.5
200-D	A measure of an animal's potential for early growth to weaning.	Moderate to high	+36	+33.3
400-D	An important measure of growth to yearling and 15-month heifer mating.	Moderate to high	+67	+65.1
600-D	An indicator of heavyweight animals or those not required for finishing before the second winter. Is an indicator of high mature weight.	Moderate	+86	+81.7
MC-	Looks at the weight of the cow when her calf is weaned. Is an indicator of cow feed requirements.	Low/moderate	+80	+70.2
Milk	An estimate of an animal's (or their daughters) milking ability, measured by their calf's weaning weight. Higher milk values support production systems where cows have good nutrition and calves could be sold as weaners.	Moderate	+12	+13.5
SS	An indicator of male fertility in regards to semen quality and quantity and produces animals with earlier ages at puberty. It is positively associated with female fertility.	Higher, positive	+1.2	+1.8
DtC	Indicates female fertility. Measured by counting the days from when females are first introduced to a bull until subsequent calving. Selecting more negative values will ensure their daughters have short DtC over their lifetime.	Negative	-2.5	-1.9
CW	Indicates the hot carcass weight of an animal at 650 days.	Larger	+48	+44.7
EMA	Eye Muscle area - A higher value indicates better muscling.	Larger, positive	+2.8	+2.6
RibF & RmpF	Rib and Rump fats are highly correlated and they indicate fat levels and earlier maturity.	Positive	-0.1, -0.1	+0.5, +0.6
RBY	Retail beef yield - predicts carcass composition rather than total yield. In a 300kg carcass with 2-3mm fat trim.	Positive	+0.2	-0.1
IMF	Predicts intra-muscular fat or marbling.	Larger, positive	+0.8	+1.0

LINTON 09365														SIRE LINTON 07542			74			
														DAM LINTON 06672 AMFU						
JUNE 2010 AUSTRALASIAN GROUP BREEDPLAN EBV'S																				
CALVING EASE				GROWTH & MATERNAL						FERTILITY			CARCASE					PROFIT INDEX		
CE Dir (%)	CE DTRS (%)	GL (days)	BW (kg)	200-D (kg)	400-D (kg)	600-D (kg)	MC (kg)	Milk (kg)	SS (cm)	DtC (days)	CW (kg)	EMA (sq.cm)	RibF (mm)	RmpF (mm)	RBY (%)	IMF (%)	SRI (\$)	CEI (\$)	API (\$)	
3.1	-	-	2	27	58	72	56	12	-	-	-	-	-	-	-	-	\$54	\$56	\$64	

LINTON 09389														SIRE LINTON 07449			75			
														DAM LINTON 02164 AMFU						
JUNE 2010 AUSTRALASIAN GROUP BREEDPLAN EBV'S																				
CALVING EASE				GROWTH & MATERNAL						FERTILITY			CARCASE					PROFIT INDEX		
CE Dir (%)	CE DTRS (%)	GL (days)	BW (kg)	200-D (kg)	400-D (kg)	600-D (kg)	MC (kg)	Milk (kg)	SS (cm)	DtC (days)	CW (kg)	EMA (sq.cm)	RibF (mm)	RmpF (mm)	RBY (%)	IMF (%)	SRI (\$)	CEI (\$)	API (\$)	
3.1	-	-3.9	1.8	31	57	72	50	12	1.3	-	38	-	-	-	-	-	\$51	\$55	\$61	

LINTON 09398														SIRE LINTON 07421			76			
														DAM LINTON 06311 AMFU						
JUNE 2010 AUSTRALASIAN GROUP BREEDPLAN EBV'S																				
CALVING EASE				GROWTH & MATERNAL						FERTILITY			CARCASE					PROFIT INDEX		
CE Dir (%)	CE DTRS (%)	GL (days)	BW (kg)	200-D (kg)	400-D (kg)	600-D (kg)	MC (kg)	Milk (kg)	SS (cm)	DtC (days)	CW (kg)	EMA (sq.cm)	RibF (mm)	RmpF (mm)	RBY (%)	IMF (%)	SRI (\$)	CEI (\$)	API (\$)	
1.7	-	-3.2	3.5	30	65	79	61	13	-	-	44	-	-	-	-	-	\$56	\$42	\$66	

LINTON 09414														SIRE LINTON 04087			77			
														DAM LINTON 07344 AMS25%						
JUNE 2010 AUSTRALASIAN GROUP BREEDPLAN EBV'S																				
CALVING EASE				GROWTH & MATERNAL						FERTILITY			CARCASE					PROFIT INDEX		
CE Dir (%)	CE DTRS (%)	GL (days)	BW (kg)	200-D (kg)	400-D (kg)	600-D (kg)	MC (kg)	Milk (kg)	SS (cm)	DtC (days)	CW (kg)	EMA (sq.cm)	RibF (mm)	RmpF (mm)	RBY (%)	IMF (%)	SRI (\$)	CEI (\$)	API (\$)	
1	1.5	-3.9	5.1	38	76	93	89	11	2.3	-2.9	51	4	0.5	0.8	0.1	-	\$59	\$43	\$69	

LINTON 09418														SIRE LINTON 06615			78			
														DAM LINTON 04270 AMFU						
JUNE 2010 AUSTRALASIAN GROUP BREEDPLAN EBV'S																				
CALVING EASE				GROWTH & MATERNAL						FERTILITY			CARCASE					PROFIT INDEX		
CE Dir (%)	CE DTRS (%)	GL (days)	BW (kg)	200-D (kg)	400-D (kg)	600-D (kg)	MC (kg)	Milk (kg)	SS (cm)	DtC (days)	CW (kg)	EMA (sq.cm)	RibF (mm)	RmpF (mm)	RBY (%)	IMF (%)	SRI (\$)	CEI (\$)	API (\$)	
2.3	1.1	-	1.3	22	52	59	28	15	-	-	34	-	-	-	-	-	\$49	\$42	\$61	

LINTON 09422 AB														SIRE LINTON 06617			79			
														DAM LINTON 04166 AMFU						
JUNE 2010 AUSTRALASIAN GROUP BREEDPLAN EBV'S																				
CALVING EASE				GROWTH & MATERNAL						FERTILITY			CARCASE					PROFIT INDEX		
CE Dir (%)	CE DTRS (%)	GL (days)	BW (kg)	200-D (kg)	400-D (kg)	600-D (kg)	MC (kg)	Milk (kg)	SS (cm)	DtC (days)	CW (kg)	EMA (sq.cm)	RibF (mm)	RmpF (mm)	RBY (%)	IMF (%)	SRI (\$)	CEI (\$)	API (\$)	
3.5	-	-	0.7	23	45	54	39	13	-	-	34	-	-	-	-	-	\$43	\$53	\$49	

LINTON 09428														SIRE LINTON 07158			80			
														DAM LINTON 05227 AMFU						
JUNE 2010 AUSTRALASIAN GROUP BREEDPLAN EBV'S																				
CALVING EASE				GROWTH & MATERNAL						FERTILITY			CARCASE					PROFIT INDEX		
CE Dir (%)	CE DTRS (%)	GL (days)	BW (kg)	200-D (kg)	400-D (kg)	600-D (kg)	MC (kg)	Milk (kg)	SS (cm)	DtC (days)	CW (kg)	EMA (sq.cm)	RibF (mm)	RmpF (mm)	RBY (%)	IMF (%)	SRI (\$)	CEI (\$)	API (\$)	
1.9	-	-	3.9	32	62	82	83	15	-	-	-	-	-	-	-	-	\$51	\$45	\$60	

LINTON 09435														SIRE LINTON 07047			81			
														DAM LINTON 05536 AMFU						
JUNE 2010 AUSTRALASIAN GROUP BREEDPLAN EBV'S																				
CALVING EASE				GROWTH & MATERNAL						FERTILITY			CARCASE					PROFIT INDEX		
CE Dir (%)	CE DTRS (%)	GL (days)	BW (kg)	200-D (kg)	400-D (kg)	600-D (kg)	MC (kg)	Milk (kg)	SS (cm)	DtC (days)	CW (kg)	EMA (sq.cm)	RibF (mm)	RmpF (mm)	RBY (%)	IMF (%)	SRI (\$)	CEI (\$)	API (\$)	
-	-	-	3	32	59	71	59	16	-	-	-	-	-	-	-	-	\$52	\$51	\$59	



JUNE 2010 AUSTRALASIAN GROUP BREEDPLAN EBV AVERAGE FOR 2008 BORN ANIMALS																				
CALVING EASE				GROWTH & MATERNAL						FERTILITY			CARCASE					PROFIT INDEX		
CE Dir (%)	CE DTRS (%)	GL (days)	BW (kg)	200-DW (kg)	400-DW (kg)	600-DW (kg)	MC (kg)	Milk (kg)	SS (cm)	DtC (Days)	CW (kg)	EMA (sq.cm)	RibF (mm)	RmpF (mm)	RBY (%)	IMF (%)	SRI (\$)	CEI (\$)	API (\$)	
0.0	+0.4	-2.5	+4.6	+36	+67	+86	+80	+12	+1.2	-2.5	+48	+2.8	-0.1	-0.1	+0.2	+0.8	+\$39	+\$26	+\$42	

LINTON 09437										SIRE LINTON 07158		82							
										DAM LINTON 05658 AMFU									
JUNE 2010 AUSTRALASIAN GROUP BREEDPLAN EBV'S																			
CALVING EASE				GROWTH & MATERNAL						FERTILITY			CARCASE				PROFIT INDEX		
CE Dir (%)	CE DTRS (%)	GL (days)	BW (kg)	200-D (kg)	400-D (kg)	600-D (kg)	MC (kg)	Milk (kg)	SS (cm)	DtC (days)	CW (kg)	EMA (sq.cm)	RibF (mm)	RmpF (mm)	RBY (%)	IMF (%)	SRI (\$)	CEI (\$)	API (\$)
3	-	-	2.8	33	64	82	73	14	-	-	-	-	-	-	-	-	\$56	\$58	\$65

LINTON 09438										SIRE LINTON 06025		83							
										DAM LINTON 05203 AMFU									
JUNE 2010 AUSTRALASIAN GROUP BREEDPLAN EBV'S																			
CALVING EASE				GROWTH & MATERNAL						FERTILITY			CARCASE				PROFIT INDEX		
CE Dir (%)	CE DTRS (%)	GL (days)	BW (kg)	200-D (kg)	400-D (kg)	600-D (kg)	MC (kg)	Milk (kg)	SS (cm)	DtC (days)	CW (kg)	EMA (sq.cm)	RibF (mm)	RmpF (mm)	RBY (%)	IMF (%)	SRI (\$)	CEI (\$)	API (\$)
2.5	0.7	-	2	25	56	72	49	16	1.8	-0.4	39	4.4	0.6	0.3	0.4	-	\$51	\$51	\$61

LINTON 09442										SIRE LINTON 07449		84							
										DAM LINTON 05304 AMFU									
JUNE 2010 AUSTRALASIAN GROUP BREEDPLAN EBV'S																			
CALVING EASE				GROWTH & MATERNAL						FERTILITY			CARCASE				PROFIT INDEX		
CE Dir (%)	CE DTRS (%)	GL (days)	BW (kg)	200-D (kg)	400-D (kg)	600-D (kg)	MC (kg)	Milk (kg)	SS (cm)	DtC (days)	CW (kg)	EMA (sq.cm)	RibF (mm)	RmpF (mm)	RBY (%)	IMF (%)	SRI (\$)	CEI (\$)	API (\$)
2.3	-	-	3	33	65	81	69	11	-	-	-	-	-	-	-	-	\$55	\$51	\$64

LINTON 09448										SIRE LINTON 06464		85							
										DAM LINTON 05228 AMFU									
JUNE 2010 AUSTRALASIAN GROUP BREEDPLAN EBV'S																			
CALVING EASE				GROWTH & MATERNAL						FERTILITY			CARCASE				PROFIT INDEX		
CE Dir (%)	CE DTRS (%)	GL (days)	BW (kg)	200-D (kg)	400-D (kg)	600-D (kg)	MC (kg)	Milk (kg)	SS (cm)	DtC (days)	CW (kg)	EMA (sq.cm)	RibF (mm)	RmpF (mm)	RBY (%)	IMF (%)	SRI (\$)	CEI (\$)	API (\$)
1.6	0.7	-4.2	2.7	32	59	71	35	17	-	-2.8	36	-	-	-	-	-	\$52	\$40	\$64

LINTON 09454										SIRE LINTON 07449		86							
										DAM LINTON 02369 AMFU									
JUNE 2010 AUSTRALASIAN GROUP BREEDPLAN EBV'S																			
CALVING EASE				GROWTH & MATERNAL						FERTILITY			CARCASE				PROFIT INDEX		
CE Dir (%)	CE DTRS (%)	GL (days)	BW (kg)	200-D (kg)	400-D (kg)	600-D (kg)	MC (kg)	Milk (kg)	SS (cm)	DtC (days)	CW (kg)	EMA (sq.cm)	RibF (mm)	RmpF (mm)	RBY (%)	IMF (%)	SRI (\$)	CEI (\$)	API (\$)
-	-	-	2.2	32	62	71	49	9	-	-	-	-	-	-	-	-	\$50	\$50	\$56

LINTON 09456										SIRE LINTON 06025		87							
										DAM LINTON 05057 AMFU									
JUNE 2010 AUSTRALASIAN GROUP BREEDPLAN EBV'S																			
CALVING EASE				GROWTH & MATERNAL						FERTILITY			CARCASE				PROFIT INDEX		
CE Dir (%)	CE DTRS (%)	GL (days)	BW (kg)	200-D (kg)	400-D (kg)	600-D (kg)	MC (kg)	Milk (kg)	SS (cm)	DtC (days)	CW (kg)	EMA (sq.cm)	RibF (mm)	RmpF (mm)	RBY (%)	IMF (%)	SRI (\$)	CEI (\$)	API (\$)
3	1.2	-3.7	1.7	28	56	70	41	18	1.3	-1.2	39	4.5	1.1	0.9	0.2	-	\$55	\$56	\$66

LINTON 09469										SIRE LINTON 06615		88							
										DAM LINTON 02156 AMFU									
JUNE 2010 AUSTRALASIAN GROUP BREEDPLAN EBV'S																			
CALVING EASE				GROWTH & MATERNAL						FERTILITY			CARCASE				PROFIT INDEX		
CE Dir (%)	CE DTRS (%)	GL (days)	BW (kg)	200-D (kg)	400-D (kg)	600-D (kg)	MC (kg)	Milk (kg)	SS (cm)	DtC (days)	CW (kg)	EMA (sq.cm)	RibF (mm)	RmpF (mm)	RBY (%)	IMF (%)	SRI (\$)	CEI (\$)	API (\$)
2.1	1.2	-3.4	1.9	28	55	68	43	13	1.9	-1.6	39	-	-	-	-	-	\$50	\$44	\$61

LINTON 09474										SIRE LINTON 07082		89							
										DAM LINTON 06263 AMFU									
JUNE 2010 AUSTRALASIAN GROUP BREEDPLAN EBV'S																			
CALVING EASE				GROWTH & MATERNAL						FERTILITY			CARCASE				PROFIT INDEX		
CE Dir (%)	CE DTRS (%)	GL (days)	BW (kg)	200-D (kg)	400-D (kg)	600-D (kg)	MC (kg)	Milk (kg)	SS (cm)	DtC (days)	CW (kg)	EMA (sq.cm)	RibF (mm)	RmpF (mm)	RBY (%)	IMF (%)	SRI (\$)	CEI (\$)	API (\$)
2.4	-	-	3.2	29	64	75	62	13	-	-	-	-	-	-	-	-	\$54	\$47	\$65



JUNE 2010 AUSTRALASIAN GROUP BREEDPLAN EBV AVERAGE FOR 2008 BORN ANIMALS																			
CALVING EASE				GROWTH & MATERNAL						FERTILITY			CARCASE				PROFIT INDEX		
CE Dir (%)	CE DTRS (%)	GL (days)	BW (kg)	200-DW (kg)	400-DW (kg)	600-DW (kg)	MC (kg)	Milk (kg)	SS (cm)	DtC (Days)	CW (kg)	EMA (sq.cm)	RibF (mm)	RmpF (mm)	RBY (%)	IMF (%)	SRI (\$)	CEI (\$)	API (\$)
0.0	+0.4	-2.5	+4.6	+36	+67	+86	+80	+12	+1.2	-2.5	+48	+2.8	-0.1	-0.1	+0.2	+0.8	+\$39	+\$26	+\$42

LINTON 09475																SIRE LINTON 07449			90	
																DAM LINTON 01700 AMFU				
JUNE 2010 AUSTRALASIAN GROUP BREEDPLAN EBV'S																				
CALVING EASE				GROWTH & MATERNAL						FERTILITY				CARCASE				PROFIT INDEX		
CE Dir (%)	CE DTRS (%)	GL (days)	BW (kg)	200-D (kg)	400-D (kg)	600-D (kg)	MC (kg)	Milk (kg)	SS (cm)	DtC (days)	CW (kg)	EMA (sq.cm)	RibF (mm)	RmpF (mm)	RBY (%)	IMF (%)	SRI (\$)	CEI (\$)	API (\$)	
-	-	-	2.4	30	58	68	53	7	-	-	-	-	-	-	-	-	\$45	\$44	\$49	

LINTON 09483																SIRE LINTON 06617			91	
																DAM LINTON 03058 AMFU				
JUNE 2010 AUSTRALASIAN GROUP BREEDPLAN EBV'S																				
CALVING EASE				GROWTH & MATERNAL						FERTILITY				CARCASE				PROFIT INDEX		
CE Dir (%)	CE DTRS (%)	GL (days)	BW (kg)	200-D (kg)	400-D (kg)	600-D (kg)	MC (kg)	Milk (kg)	SS (cm)	DtC (days)	CW (kg)	EMA (sq.cm)	RibF (mm)	RmpF (mm)	RBY (%)	IMF (%)	SRI (\$)	CEI (\$)	API (\$)	
2.4	1	-	1.9	33	59	73	37	14	-	-	44	-	-	-	-	-	\$54	\$50	\$65	

LINTON 09486																SIRE LINTON 07056			92	
																DAM LINTON 06629 AMFU				
JUNE 2010 AUSTRALASIAN GROUP BREEDPLAN EBV'S																				
CALVING EASE				GROWTH & MATERNAL						FERTILITY				CARCASE				PROFIT INDEX		
CE Dir (%)	CE DTRS (%)	GL (days)	BW (kg)	200-D (kg)	400-D (kg)	600-D (kg)	MC (kg)	Milk (kg)	SS (cm)	DtC (days)	CW (kg)	EMA (sq.cm)	RibF (mm)	RmpF (mm)	RBY (%)	IMF (%)	SRI (\$)	CEI (\$)	API (\$)	
1.5	1.5	-3.7	3.9	36	69	91	78	16	2.5	-	48	-	-	-	-	-	\$56	\$46	\$66	

LINTON 09493																SIRE LINTON 07421			93	
																DAM LINTON 06147 AMFU				
JUNE 2010 AUSTRALASIAN GROUP BREEDPLAN EBV'S																				
CALVING EASE				GROWTH & MATERNAL						FERTILITY				CARCASE				PROFIT INDEX		
CE Dir (%)	CE DTRS (%)	GL (days)	BW (kg)	200-D (kg)	400-D (kg)	600-D (kg)	MC (kg)	Milk (kg)	SS (cm)	DtC (days)	CW (kg)	EMA (sq.cm)	RibF (mm)	RmpF (mm)	RBY (%)	IMF (%)	SRI (\$)	CEI (\$)	API (\$)	
1.7	-	-	3.5	29	65	78	67	10	-	-	-	-	-	-	-	-	\$52	\$43	\$61	

LINTON 09494																SIRE LINTON 07288			94	
																DAM LINTON 01837 AMFU				
JUNE 2010 AUSTRALASIAN GROUP BREEDPLAN EBV'S																				
CALVING EASE				GROWTH & MATERNAL						FERTILITY				CARCASE				PROFIT INDEX		
CE Dir (%)	CE DTRS (%)	GL (days)	BW (kg)	200-D (kg)	400-D (kg)	600-D (kg)	MC (kg)	Milk (kg)	SS (cm)	DtC (days)	CW (kg)	EMA (sq.cm)	RibF (mm)	RmpF (mm)	RBY (%)	IMF (%)	SRI (\$)	CEI (\$)	API (\$)	
-	-	-	1.9	29	61	75	-	-	-	-	-	-	-	-	-	-	\$45	\$46	\$48	



Years of experience so why go anywhere else?

The services we can offer you:

- ACCOUNTING • BUSINESS SERVICES • ACCOUNTING SOFTWARE • AUDIT
- BUSINESS STRATEGIES • PAYROLL • AGENCY & RETIREMENT SERVICES
- HUMAN RESOURCE CONSULTANCY • TAXATION
- FRAUD INVESTIGATION • EMPLOYMENT LAW

Call our team today for expert advice on your accounting requirements
 Invercargill Gore Winton Te Anau Queenstown Wanaka
 T 0800 927 394

www.whk.co.nz

and more advice for a better life

LINTON 09508										SIRE LINTON 07056			95						
										DAM LINTON 06075 AMFU									
JUNE 2010 AUSTRALASIAN GROUP BREEDPLAN EBV'S																			
CALVING EASE				GROWTH & MATERNAL						FERTILITY			CARCASE				PROFIT INDEX		
CE Dir (%)	CE DTRS (%)	GL (days)	BW (kg)	200-D (kg)	400-D (kg)	600-D (kg)	MC (kg)	Milk (kg)	SS (cm)	DtC (days)	CW (kg)	EMA (sq.cm)	RibF (mm)	RmpF (mm)	RBY (%)	IMF (%)	SRI (\$)	CEI (\$)	API (\$)
-	-	-	4.2	36	71	88	73	12	-	-	-	-	-	-	-	-	\$54	\$42	\$62

LINTON 09514										SIRE LINTON 04040			96						
										DAM LINTON 04051 AMFU									
JUNE 2010 AUSTRALASIAN GROUP BREEDPLAN EBV'S																			
CALVING EASE				GROWTH & MATERNAL						FERTILITY			CARCASE				PROFIT INDEX		
CE Dir (%)	CE DTRS (%)	GL (days)	BW (kg)	200-D (kg)	400-D (kg)	600-D (kg)	MC (kg)	Milk (kg)	SS (cm)	DtC (days)	CW (kg)	EMA (sq.cm)	RibF (mm)	RmpF (mm)	RBY (%)	IMF (%)	SRI (\$)	CEI (\$)	API (\$)
1.8	0.8	-4.4	4	32	62	72	59	10	2.1	-4.3	33	1.2	0.9	1	-0.3	-	\$49	\$41	\$58

LINTON 09515										SIRE LINTON 07449			97						
										DAM LINTON 05135 AMFU									
JUNE 2010 AUSTRALASIAN GROUP BREEDPLAN EBV'S																			
CALVING EASE				GROWTH & MATERNAL						FERTILITY			CARCASE				PROFIT INDEX		
CE Dir (%)	CE DTRS (%)	GL (days)	BW (kg)	200-D (kg)	400-D (kg)	600-D (kg)	MC (kg)	Milk (kg)	SS (cm)	DtC (days)	CW (kg)	EMA (sq.cm)	RibF (mm)	RmpF (mm)	RBY (%)	IMF (%)	SRI (\$)	CEI (\$)	API (\$)
2.1	0.2	-3	3.8	35	66	82	66	12	-	-	42	-	-	-	-	-	\$55	\$48	\$65

LINTON 09516										SIRE LINTON 06025			98						
										DAM LINTON 05096 AMFU									
JUNE 2010 AUSTRALASIAN GROUP BREEDPLAN EBV'S																			
CALVING EASE				GROWTH & MATERNAL						FERTILITY			CARCASE				PROFIT INDEX		
CE Dir (%)	CE DTRS (%)	GL (days)	BW (kg)	200-D (kg)	400-D (kg)	600-D (kg)	MC (kg)	Milk (kg)	SS (cm)	DtC (days)	CW (kg)	EMA (sq.cm)	RibF (mm)	RmpF (mm)	RBY (%)	IMF (%)	SRI (\$)	CEI (\$)	API (\$)
1.5	0.8	-3.8	3.9	31	63	76	52	18	2	-2.6	37	3.4	1.3	1.4	-0.4	-	\$52	\$40	\$66

LINTON 09518										SIRE LINTON 07288			99						
										DAM LINTON 03158 AMFU									
JUNE 2010 AUSTRALASIAN GROUP BREEDPLAN EBV'S																			
CALVING EASE				GROWTH & MATERNAL						FERTILITY			CARCASE				PROFIT INDEX		
CE Dir (%)	CE DTRS (%)	GL (days)	BW (kg)	200-D (kg)	400-D (kg)	600-D (kg)	MC (kg)	Milk (kg)	SS (cm)	DtC (days)	CW (kg)	EMA (sq.cm)	RibF (mm)	RmpF (mm)	RBY (%)	IMF (%)	SRI (\$)	CEI (\$)	API (\$)
-	-	-	3.4	34	72	87	81	11	-	-	-	-	-	-	-	-	\$51	\$41	\$56

LINTON 09520										SIRE LINTON 06003			100						
										DAM LINTON 03136 AMS25%									
JUNE 2010 AUSTRALASIAN GROUP BREEDPLAN EBV'S																			
CALVING EASE				GROWTH & MATERNAL						FERTILITY			CARCASE				PROFIT INDEX		
CE Dir (%)	CE DTRS (%)	GL (days)	BW (kg)	200-D (kg)	400-D (kg)	600-D (kg)	MC (kg)	Milk (kg)	SS (cm)	DtC (days)	CW (kg)	EMA (sq.cm)	RibF (mm)	RmpF (mm)	RBY (%)	IMF (%)	SRI (\$)	CEI (\$)	API (\$)
1.8	0.9	-2.9	2.3	31	59	72	44	18	2.1	-2.2	40	-	-	-	-	-	\$54	\$43	\$66

LINTON 09542										SIRE LINTON 06025			101						
										DAM LINTON 04059 AMFU									
JUNE 2010 AUSTRALASIAN GROUP BREEDPLAN EBV'S																			
CALVING EASE				GROWTH & MATERNAL						FERTILITY			CARCASE				PROFIT INDEX		
CE Dir (%)	CE DTRS (%)	GL (days)	BW (kg)	200-D (kg)	400-D (kg)	600-D (kg)	MC (kg)	Milk (kg)	SS (cm)	DtC (days)	CW (kg)	EMA (sq.cm)	RibF (mm)	RmpF (mm)	RBY (%)	IMF (%)	SRI (\$)	CEI (\$)	API (\$)
3.5	1	-4.9	0.7	25	50	59	19	17	1.9	-2	31	3.4	0.9	1	-0.2	-	\$52	\$55	\$65

LINTON 09546										SIRE LINTON 05051			102						
										DAM LINTON 07042 AMFU									
JUNE 2010 AUSTRALASIAN GROUP BREEDPLAN EBV'S																			
CALVING EASE				GROWTH & MATERNAL						FERTILITY			CARCASE				PROFIT INDEX		
CE Dir (%)	CE DTRS (%)	GL (days)	BW (kg)	200-D (kg)	400-D (kg)	600-D (kg)	MC (kg)	Milk (kg)	SS (cm)	DtC (days)	CW (kg)	EMA (sq.cm)	RibF (mm)	RmpF (mm)	RBY (%)	IMF (%)	SRI (\$)	CEI (\$)	API (\$)
-0.5	0.8	-3.6	6.6	43	81	104	106	14	2.2	-	53	2.2	0.2	0.4	-0.1	-	\$53	\$31	\$62



JUNE 2010 AUSTRALASIAN GROUP BREEDPLAN EBV AVERAGE FOR 2008 BORN ANIMALS																			
CALVING EASE				GROWTH & MATERNAL						FERTILITY			CARCASE				PROFIT INDEX		
CE Dir (%)	CE DTRS (%)	GL (days)	BW (kg)	200-DW (kg)	400-DW (kg)	600-DW (kg)	MC (kg)	Milk (kg)	SS (cm)	DtC (Days)	CW (kg)	EMA (sq.cm)	RibF (mm)	RmpF (mm)	RBY (%)	IMF (%)	SRI (\$)	CEI (\$)	API (\$)
0.0	+0.4	-2.5	+4.6	+36	+67	+86	+80	+12	+1.2	-2.5	+48	+2.8	-0.1	-0.1	+0.2	+0.8	+\$39	+\$26	+\$42

LINTON 09548														SIRE LINTON 07059 DAM LINTON 02563 AMFU			103				
JUNE 2010 AUSTRALASIAN GROUP BREEDPLAN EBV'S																					
CALVING EASE				GROWTH & MATERNAL						FERTILITY			CARCASE						PROFIT INDEX		
CE Dir (%)	CE DTRS (%)	GL (days)	BW (kg)	200-D (kg)	400-D (kg)	600-D (kg)	MC (kg)	Milk (kg)	SS (cm)	DtC (days)	CW (kg)	EMA (sq.cm)	RibF (mm)	RmpF (mm)	RBY (%)	IMF (%)	SRI (\$)	CEI (\$)	API (\$)		
1.8	-	-	4.3	31	67	85	84	10	-	-	-	-	-	-	-	-	\$49	\$45	\$58		

LINTON 09584														SIRE LINTON 07542 DAM LINTON 06633 AMS25%			104				
JUNE 2010 AUSTRALASIAN GROUP BREEDPLAN EBV'S																					
CALVING EASE				GROWTH & MATERNAL						FERTILITY			CARCASE						PROFIT INDEX		
CE Dir (%)	CE DTRS (%)	GL (days)	BW (kg)	200-D (kg)	400-D (kg)	600-D (kg)	MC (kg)	Milk (kg)	SS (cm)	DtC (days)	CW (kg)	EMA (sq.cm)	RibF (mm)	RmpF (mm)	RBY (%)	IMF (%)	SRI (\$)	CEI (\$)	API (\$)		
3.5	-	-	1.1	22	50	57	37	12	-	-	-	-	-	-	-	-	\$50	\$54	\$59		

LINTON 09587														SIRE LINTON 07158 DAM LINTON 04420 AMFU			105				
JUNE 2010 AUSTRALASIAN GROUP BREEDPLAN EBV'S																					
CALVING EASE				GROWTH & MATERNAL						FERTILITY			CARCASE						PROFIT INDEX		
CE Dir (%)	CE DTRS (%)	GL (days)	BW (kg)	200-D (kg)	400-D (kg)	600-D (kg)	MC (kg)	Milk (kg)	SS (cm)	DtC (days)	CW (kg)	EMA (sq.cm)	RibF (mm)	RmpF (mm)	RBY (%)	IMF (%)	SRI (\$)	CEI (\$)	API (\$)		
0.9	-	-	4.2	42	71	94	99	16	-	-	-	-	-	-	-	-	\$53	\$41	\$57		

LINTON 09597														SIRE LINTON 07404 DAM LINTON 06621 AMFU			106				
JUNE 2010 AUSTRALASIAN GROUP BREEDPLAN EBV'S																					
CALVING EASE				GROWTH & MATERNAL						FERTILITY			CARCASE						PROFIT INDEX		
CE Dir (%)	CE DTRS (%)	GL (days)	BW (kg)	200-D (kg)	400-D (kg)	600-D (kg)	MC (kg)	Milk (kg)	SS (cm)	DtC (days)	CW (kg)	EMA (sq.cm)	RibF (mm)	RmpF (mm)	RBY (%)	IMF (%)	SRI (\$)	CEI (\$)	API (\$)		
2.5	-	-	4.5	40	70	84	63	13	-	-	-	-	-	-	-	-	\$59	\$55	\$68		

LINTON 09598														SIRE LINTON 07059 DAM LINTON 02497 AMFU			107				
JUNE 2010 AUSTRALASIAN GROUP BREEDPLAN EBV'S																					
CALVING EASE				GROWTH & MATERNAL						FERTILITY			CARCASE						PROFIT INDEX		
CE Dir (%)	CE DTRS (%)	GL (days)	BW (kg)	200-D (kg)	400-D (kg)	600-D (kg)	MC (kg)	Milk (kg)	SS (cm)	DtC (days)	CW (kg)	EMA (sq.cm)	RibF (mm)	RmpF (mm)	RBY (%)	IMF (%)	SRI (\$)	CEI (\$)	API (\$)		
1.7	-	-	5.2	35	69	83	77	9	-	-	-	-	-	-	-	-	\$53	\$45	\$60		

LINTON 09600														SIRE LINTON 06248 DAM LINTON 07185 AMFU			108				
JUNE 2010 AUSTRALASIAN GROUP BREEDPLAN EBV'S																					
CALVING EASE				GROWTH & MATERNAL						FERTILITY			CARCASE						PROFIT INDEX		
CE Dir (%)	CE DTRS (%)	GL (days)	BW (kg)	200-D (kg)	400-D (kg)	600-D (kg)	MC (kg)	Milk (kg)	SS (cm)	DtC (days)	CW (kg)	EMA (sq.cm)	RibF (mm)	RmpF (mm)	RBY (%)	IMF (%)	SRI (\$)	CEI (\$)	API (\$)		
-	-	-	3.9	28	55	72	64	11	-	-	-	-	-	-	-	-	\$44	\$41	\$55		

LINTON 09616														SIRE LINTON 07097 DAM LINTON 04659 AMFU			109				
JUNE 2010 AUSTRALASIAN GROUP BREEDPLAN EBV'S																					
CALVING EASE				GROWTH & MATERNAL						FERTILITY			CARCASE						PROFIT INDEX		
CE Dir (%)	CE DTRS (%)	GL (days)	BW (kg)	200-D (kg)	400-D (kg)	600-D (kg)	MC (kg)	Milk (kg)	SS (cm)	DtC (days)	CW (kg)	EMA (sq.cm)	RibF (mm)	RmpF (mm)	RBY (%)	IMF (%)	SRI (\$)	CEI (\$)	API (\$)		
1.1	-	-	3.9	36	75	90	77	14	-	-	-	-	-	-	-	-	\$56	\$41	\$64		

LINTON 09629														SIRE LINTON 06247 DAM LINTON 07579 AMFU			110				
JUNE 2010 AUSTRALASIAN GROUP BREEDPLAN EBV'S																					
CALVING EASE				GROWTH & MATERNAL						FERTILITY			CARCASE						PROFIT INDEX		
CE Dir (%)	CE DTRS (%)	GL (days)	BW (kg)	200-D (kg)	400-D (kg)	600-D (kg)	MC (kg)	Milk (kg)	SS (cm)	DtC (days)	CW (kg)	EMA (sq.cm)	RibF (mm)	RmpF (mm)	RBY (%)	IMF (%)	SRI (\$)	CEI (\$)	API (\$)		
1.8	-	-	4.1	31	62	79	75	11	-	-	-	-	-	-	-	-	\$51	\$44	\$60		



JUNE 2010 AUSTRALASIAN GROUP BREEDPLAN EBV AVERAGE FOR 2008 BORN ANIMALS																					
CALVING EASE				GROWTH & MATERNAL						FERTILITY			CARCASE						PROFIT INDEX		
CE Dir (%)	CE DTRS (%)	GL (days)	BW (kg)	200-DW (kg)	400-DW (kg)	600-DW (kg)	MC (kg)	Milk (kg)	SS (cm)	DtC (Days)	CW (kg)	EMA (sq.cm)	RibF (mm)	RmpF (mm)	RBY (%)	IMF (%)	SRI (\$)	CEI (\$)	API (\$)		
0.0	+0.4	-2.5	+4.6	+36	+67	+86	+80	+12	+1.2	-2.5	+48	+2.8	-0.1	-0.1	+0.2	+0.8	+\$39	+\$26	+\$42		

LINTON 09632														SIRE LINTON 06016		111				
														DAM LINTON 07264 AMFU						
JUNE 2010 AUSTRALASIAN GROUP BREEDPLAN EBV'S																				
CALVING EASE				GROWTH & MATERNAL						FERTILITY				CARCASE				PROFIT INDEX		
CE Dir (%)	CE DTRS (%)	GL (days)	BW (kg)	200-D (kg)	400-D (kg)	600-D (kg)	MC (kg)	Milk (kg)	SS (cm)	DtC (days)	CW (kg)	EMA (sq.cm)	RibF (mm)	RmpF (mm)	RBY (%)	IMF (%)	SRI (\$)	CEI (\$)	API (\$)	
-	-	-	4.2	34	71	87	71	14	-	-	-	-	-	-	-	-	\$53	\$44	\$60	

LINTON 09633														SIRE LINTON 06331		112				
														DAM LINTON 07705 AMFU						
JUNE 2010 AUSTRALASIAN GROUP BREEDPLAN EBV'S																				
CALVING EASE				GROWTH & MATERNAL						FERTILITY				CARCASE				PROFIT INDEX		
CE Dir (%)	CE DTRS (%)	GL (days)	BW (kg)	200-D (kg)	400-D (kg)	600-D (kg)	MC (kg)	Milk (kg)	SS (cm)	DtC (days)	CW (kg)	EMA (sq.cm)	RibF (mm)	RmpF (mm)	RBY (%)	IMF (%)	SRI (\$)	CEI (\$)	API (\$)	
-	-	-	4	32	62	79	65	13	-	-	-	-	-	-	-	-	\$49	\$42	\$58	

LINTON 09653														SIRE LINTON 05051		113				
														DAM LINTON 07145 AMFU						
JUNE 2010 AUSTRALASIAN GROUP BREEDPLAN EBV'S																				
CALVING EASE				GROWTH & MATERNAL						FERTILITY				CARCASE				PROFIT INDEX		
CE Dir (%)	CE DTRS (%)	GL (days)	BW (kg)	200-D (kg)	400-D (kg)	600-D (kg)	MC (kg)	Milk (kg)	SS (cm)	DtC (days)	CW (kg)	EMA (sq.cm)	RibF (mm)	RmpF (mm)	RBY (%)	IMF (%)	SRI (\$)	CEI (\$)	API (\$)	
3	1.5	-4.4	2.9	35	68	85	80	15	2.1	-	48	2.5	0.7	0.8	-0.3	-	\$58	\$58	\$69	

LINTON 09661														SIRE LINTON 07109		114				
														DAM LINTON 06240 AMFU						
JUNE 2010 AUSTRALASIAN GROUP BREEDPLAN EBV'S																				
CALVING EASE				GROWTH & MATERNAL						FERTILITY				CARCASE				PROFIT INDEX		
CE Dir (%)	CE DTRS (%)	GL (days)	BW (kg)	200-D (kg)	400-D (kg)	600-D (kg)	MC (kg)	Milk (kg)	SS (cm)	DtC (days)	CW (kg)	EMA (sq.cm)	RibF (mm)	RmpF (mm)	RBY (%)	IMF (%)	SRI (\$)	CEI (\$)	API (\$)	
2.1	-	-	3.2	35	72	89	81	13	-	-	-	-	-	-	-	-	\$56	\$50	\$65	

LINTON 09662														SIRE LINTON 07047		115				
														DAM LINTON 05016 AMFU						
JUNE 2010 AUSTRALASIAN GROUP BREEDPLAN EBV'S																				
CALVING EASE				GROWTH & MATERNAL						FERTILITY				CARCASE				PROFIT INDEX		
CE Dir (%)	CE DTRS (%)	GL (days)	BW (kg)	200-D (kg)	400-D (kg)	600-D (kg)	MC (kg)	Milk (kg)	SS (cm)	DtC (days)	CW (kg)	EMA (sq.cm)	RibF (mm)	RmpF (mm)	RBY (%)	IMF (%)	SRI (\$)	CEI (\$)	API (\$)	
2.2	-	-2.5	4.1	30	62	77	73	16	2	-	39	-	-	-	-	-	\$52	\$46	\$63	

Summit Quinphos

CRYSTALYX

SUMMIT QUINPHOS PROUDLY SUPPORTS THE MOUNT LINTON STATION ANNUAL BULL SALE

Call Summit Quinphos today on 0800 784 674 or visit www.summitquinphos.co.nz

FlyBuys
business

LINTON 09664														SIRE LINTON 07097		116				
														DAM LINTON 03146 AMFU						
JUNE 2010 AUSTRALASIAN GROUP BREEDPLAN EBV'S																				
CALVING EASE				GROWTH & MATERNAL						FERTILITY			CARCASE					PROFIT INDEX		
CE Dir (%)	CE DTRS (%)	GL (days)	BW (kg)	200-D (kg)	400-D (kg)	600-D (kg)	MC (kg)	Milk (kg)	SS (cm)	DtC (days)	CW (kg)	EMA (sq.cm)	RibF (mm)	RmpF (mm)	RBY (%)	IMF (%)	SRI (\$)	CEI (\$)	API (\$)	
0.4	0.7	-2.4	5	40	79	100	88	13	-	-	57	-	-	-	-	-	\$57	\$40	\$67	

LINTON 09667														SIRE LINTON 07040		117				
														DAM LINTON 06026 AMS25%						
JUNE 2010 AUSTRALASIAN GROUP BREEDPLAN EBV'S																				
CALVING EASE				GROWTH & MATERNAL						FERTILITY			CARCASE					PROFIT INDEX		
CE Dir (%)	CE DTRS (%)	GL (days)	BW (kg)	200-D (kg)	400-D (kg)	600-D (kg)	MC (kg)	Milk (kg)	SS (cm)	DtC (days)	CW (kg)	EMA (sq.cm)	RibF (mm)	RmpF (mm)	RBY (%)	IMF (%)	SRI (\$)	CEI (\$)	API (\$)	
3.2	-	-	2.6	34	62	79	53	16	-	-	-	-	-	-	-	-	\$58	\$60	\$70	

LINTON 09678														SIRE LINTON 06331		118				
														DAM LINTON 07060 AMFU						
JUNE 2010 AUSTRALASIAN GROUP BREEDPLAN EBV'S																				
CALVING EASE				GROWTH & MATERNAL						FERTILITY			CARCASE					PROFIT INDEX		
CE Dir (%)	CE DTRS (%)	GL (days)	BW (kg)	200-D (kg)	400-D (kg)	600-D (kg)	MC (kg)	Milk (kg)	SS (cm)	DtC (days)	CW (kg)	EMA (sq.cm)	RibF (mm)	RmpF (mm)	RBY (%)	IMF (%)	SRI (\$)	CEI (\$)	API (\$)	
-	-	-	4.4	33	62	83	77	17	-	-	-	-	-	-	-	-	\$50	\$46	\$61	

LINTON 09686														SIRE LINTON 07109		119				
														DAM LINTON 06370 AMFU						
JUNE 2010 AUSTRALASIAN GROUP BREEDPLAN EBV'S																				
CALVING EASE				GROWTH & MATERNAL						FERTILITY			CARCASE					PROFIT INDEX		
CE Dir (%)	CE DTRS (%)	GL (days)	BW (kg)	200-D (kg)	400-D (kg)	600-D (kg)	MC (kg)	Milk (kg)	SS (cm)	DtC (days)	CW (kg)	EMA (sq.cm)	RibF (mm)	RmpF (mm)	RBY (%)	IMF (%)	SRI (\$)	CEI (\$)	API (\$)	
1.5	-	-	4.4	37	74	94	92	11	-	-	54	-	-	-	-	-	\$57	\$47	\$65	

LINTON 09703														SIRE LINTON 07404		120				
														DAM LINTON 06413 AMFU						
JUNE 2010 AUSTRALASIAN GROUP BREEDPLAN EBV'S																				
CALVING EASE				GROWTH & MATERNAL						FERTILITY			CARCASE					PROFIT INDEX		
CE Dir (%)	CE DTRS (%)	GL (days)	BW (kg)	200-D (kg)	400-D (kg)	600-D (kg)	MC (kg)	Milk (kg)	SS (cm)	DtC (days)	CW (kg)	EMA (sq.cm)	RibF (mm)	RmpF (mm)	RBY (%)	IMF (%)	SRI (\$)	CEI (\$)	API (\$)	
-	-	-	2.3	31	63	74	56	10	-	-	-	-	-	-	-	-	\$55	\$55	\$63	

LINTON 09715														SIRE LINTON 07109		121				
														DAM LINTON 06448 AMFU						
JUNE 2010 AUSTRALASIAN GROUP BREEDPLAN EBV'S																				
CALVING EASE				GROWTH & MATERNAL						FERTILITY			CARCASE					PROFIT INDEX		
CE Dir (%)	CE DTRS (%)	GL (days)	BW (kg)	200-D (kg)	400-D (kg)	600-D (kg)	MC (kg)	Milk (kg)	SS (cm)	DtC (days)	CW (kg)	EMA (sq.cm)	RibF (mm)	RmpF (mm)	RBY (%)	IMF (%)	SRI (\$)	CEI (\$)	API (\$)	
-	-	-	2.6	39	76	99	-	-	-	-	-	-	-	-	-	-	\$55	\$49	\$66	

LINTON 09720														SIRE LINTON 06247		122				
														DAM LINTON 07098 AMFU						
JUNE 2010 AUSTRALASIAN GROUP BREEDPLAN EBV'S																				
CALVING EASE				GROWTH & MATERNAL						FERTILITY			CARCASE					PROFIT INDEX		
CE Dir (%)	CE DTRS (%)	GL (days)	BW (kg)	200-D (kg)	400-D (kg)	600-D (kg)	MC (kg)	Milk (kg)	SS (cm)	DtC (days)	CW (kg)	EMA (sq.cm)	RibF (mm)	RmpF (mm)	RBY (%)	IMF (%)	SRI (\$)	CEI (\$)	API (\$)	
2.3	-	-	3.9	33	60	79	85	15	-	-	-	-	-	-	-	-	\$51	\$49	\$58	

LINTON 09724														SIRE LINTON 06617		123				
														DAM LINTON 05007 AMFU						
JUNE 2010 AUSTRALASIAN GROUP BREEDPLAN EBV'S																				
CALVING EASE				GROWTH & MATERNAL						FERTILITY			CARCASE					PROFIT INDEX		
CE Dir (%)	CE DTRS (%)	GL (days)	BW (kg)	200-D (kg)	400-D (kg)	600-D (kg)	MC (kg)	Milk (kg)	SS (cm)	DtC (days)	CW (kg)	EMA (sq.cm)	RibF (mm)	RmpF (mm)	RBY (%)	IMF (%)	SRI (\$)	CEI (\$)	API (\$)	
-	-	-	1	26	49	59	-	-	-	-	-	-	-	-	-	-	\$48	\$54	\$55	



JUNE 2010 AUSTRALASIAN GROUP BREEDPLAN EBV AVERAGE FOR 2008 BORN ANIMALS																				
CALVING EASE				GROWTH & MATERNAL						FERTILITY			CARCASE					PROFIT INDEX		
CE Dir (%)	CE DTRS (%)	GL (days)	BW (kg)	200-DW (kg)	400-DW (kg)	600-DW (kg)	MC (kg)	Milk (kg)	SS (cm)	DtC (Days)	CW (kg)	EMA (sq.cm)	RibF (mm)	RmpF (mm)	RBY (%)	IMF (%)	SRI (\$)	CEI (\$)	API (\$)	
0.0	+0.4	-2.5	+4.6	+36	+67	+86	+80	+12	+1.2	-2.5	+48	+2.8	-0.1	-0.1	+0.2	+0.8	+\$39	+\$26	+\$42	

LINTON 09747										SIRE LINTON 06045		DAM LINTON 07645 AMFU		124						
JUNE 2010 AUSTRALASIAN GROUP BREEDPLAN EBV'S																				
CALVING EASE				GROWTH & MATERNAL						FERTILITY			CARCASE					PROFIT INDEX		
CE Dir (%)	CE DTRS (%)	GL (days)	BW (kg)	200-D (kg)	400-D (kg)	600-D (kg)	MC (kg)	Milk (kg)	SS (cm)	DtC (days)	CW (kg)	EMA (sq,cm)	RibF (mm)	RmpF (mm)	RBY (%)	IMF (%)	SRI (\$)	CEI (\$)	API (\$)	
-	-	-	0.7	20	46	61	58	14	1.8	-	30	-	-	-	-	-	\$45	\$58	\$51	

LINTON 09748										SIRE LINTON 06045		DAM LINTON 07092 AMFU		125						
JUNE 2010 AUSTRALASIAN GROUP BREEDPLAN EBV'S																				
CALVING EASE				GROWTH & MATERNAL						FERTILITY			CARCASE					PROFIT INDEX		
CE Dir (%)	CE DTRS (%)	GL (days)	BW (kg)	200-D (kg)	400-D (kg)	600-D (kg)	MC (kg)	Milk (kg)	SS (cm)	DtC (days)	CW (kg)	EMA (sq,cm)	RibF (mm)	RmpF (mm)	RBY (%)	IMF (%)	SRI (\$)	CEI (\$)	API (\$)	
-	-	-	2.9	30	62	78	86	-	-	-	-	-	-	-	-	-	\$44	\$43	\$47	

LINTON 09750										SIRE LINTON 06615		DAM LINTON 05080 AMFU		126						
JUNE 2010 AUSTRALASIAN GROUP BREEDPLAN EBV'S																				
CALVING EASE				GROWTH & MATERNAL						FERTILITY			CARCASE					PROFIT INDEX		
CE Dir (%)	CE DTRS (%)	GL (days)	BW (kg)	200-D (kg)	400-D (kg)	600-D (kg)	MC (kg)	Milk (kg)	SS (cm)	DtC (days)	CW (kg)	EMA (sq,cm)	RibF (mm)	RmpF (mm)	RBY (%)	IMF (%)	SRI (\$)	CEI (\$)	API (\$)	
-	-	-	1.5	29	58	68	-	-	-	-	-	-	-	-	-	-	\$53	\$53	\$63	

LINTON 09574										SIRE LINTON 06025		DAM LINTON 04163 AMFU		127						
JUNE 2010 AUSTRALASIAN GROUP BREEDPLAN EBV'S																				
CALVING EASE				GROWTH & MATERNAL						FERTILITY			CARCASE					PROFIT INDEX		
CE Dir (%)	CE DTRS (%)	GL (days)	BW (kg)	200-D (kg)	400-D (kg)	600-D (kg)	MC (kg)	Milk (kg)	SS (cm)	DtC (days)	CW (kg)	EMA (sq,cm)	RibF (mm)	RmpF (mm)	RBY (%)	IMF (%)	SRI (\$)	CEI (\$)	API (\$)	
2.2	1.1	-3.6	3	32	62	77	52	19	2.1	-2	40	3.3	0.6	0.6	0	-	\$55	\$48	\$66	



JUNE 2010 AUSTRALASIAN GROUP BREEDPLAN EBV AVERAGE FOR 2008 BORN ANIMALS																				
CALVING EASE				GROWTH & MATERNAL						FERTILITY			CARCASE					PROFIT INDEX		
CE Dir (%)	CE DTRS (%)	GL (days)	BW (kg)	200-DW (kg)	400-DW (kg)	600-DW (kg)	MC (kg)	Milk (kg)	SS (cm)	DtC (Days)	CW (kg)	EMA (sq,cm)	RibF (mm)	RmpF (mm)	RBY (%)	IMF (%)	SRI (\$)	CEI (\$)	API (\$)	
0.0	+0.4	-2.5	+4.6	+36	+67	+86	+80	+12	+1.2	-2.5	+48	+2.8	-0.1	-0.1	+0.2	+0.8	+\$39	+\$26	+\$42	

NEW!



Mount Linton Maternal



2T RAMS AVAILABLE

**PROVEN UNDER
PRESSURE!**

Capture the "High Five" in your maternal flock today

Fertility, Survival, Growth, Meat Yield and Constitution

A Texel-Cross or Texel sheep based on the renowned Mount Linton Texel flock bred for maternal and terminal traits and top outside maternal sires.

NUMBERS ARE LIMITED TO REGISTER YOUR INTEREST TODAY WITH:



Hamish Bielski
T: (03) 225 4689
M: 021 779 485
E: texels@mountlinton.co.nz



Ceri Lewis
T: 0800 685 468
A/H: 03 225 4687
E: clewis@mountlinton.co.nz



WWW.MOUNTLINTON.CO.NZ

18-Month Bulls

LINTON 09098																SIRE Karoo W109 Direction Z181			1	
																DAM LINTON 03005 AMFU				
JUNE 2010 AUSTRALASIAN GROUP BREEDPLAN EBV'S																				
CALVING EASE				GROWTH & MATERNAL						FERTILITY			CARCASE					PROFIT INDEX		
CE Dir (%)	CE DTRS (%)	GL (days)	BW (kg)	200-D (kg)	400-D (kg)	600-D (kg)	MC (kg)	Milk (kg)	SS (cm)	DtC (days)	CW (kg)	EMA (sq.cm)	RibF (mm)	RmpF (mm)	RBY (%)	IMF (%)	SRI (\$)	CEI (\$)	API (\$)	
-	-	-	3.5	33	65	77	-	12	-	-	-	-	-	-	-	-	\$46	\$36	\$53	

LINTON 09111 AB																SIRE Karoo W109 Direction Z181			2	
																DAM LINTON 03258 AMFU				
JUNE 2010 AUSTRALASIAN GROUP BREEDPLAN EBV'S																				
CALVING EASE				GROWTH & MATERNAL						FERTILITY			CARCASE					PROFIT INDEX		
CE Dir (%)	CE DTRS (%)	GL (days)	BW (kg)	200-D (kg)	400-D (kg)	600-D (kg)	MC (kg)	Milk (kg)	SS (cm)	DtC (days)	CW (kg)	EMA (sq.cm)	RibF (mm)	RmpF (mm)	RBY (%)	IMF (%)	SRI (\$)	CEI (\$)	API (\$)	
0.7	-	-3	4.9	39	75	93	88	13	1.7	-	51	3.6	1.8	2	-0.7	-	\$55	\$37	\$66	

LINTON 09144 AB																SIRE Karoo W109 Direction Z181			3	
																DAM LINTON 07611 AMFU				
JUNE 2010 AUSTRALASIAN GROUP BREEDPLAN EBV'S																				
CALVING EASE				GROWTH & MATERNAL						FERTILITY			CARCASE					PROFIT INDEX		
CE Dir (%)	CE DTRS (%)	GL (days)	BW (kg)	200-D (kg)	400-D (kg)	600-D (kg)	MC (kg)	Milk (kg)	SS (cm)	DtC (days)	CW (kg)	EMA (sq.cm)	RibF (mm)	RmpF (mm)	RBY (%)	IMF (%)	SRI (\$)	CEI (\$)	API (\$)	
1.2	0.9	-2.6	4.9	36	72	94	83	13	3	-	48	4.5	2.1	2.5	-0.7	-	\$58	\$43	\$70	

LINTON 09154																SIRE LINTON 05051			4	
																DAM LINTON 07712 AMFU				
JUNE 2010 AUSTRALASIAN GROUP BREEDPLAN EBV'S																				
CALVING EASE				GROWTH & MATERNAL						FERTILITY			CARCASE					PROFIT INDEX		
CE Dir (%)	CE DTRS (%)	GL (days)	BW (kg)	200-D (kg)	400-D (kg)	600-D (kg)	MC (kg)	Milk (kg)	SS (cm)	DtC (days)	CW (kg)	EMA (sq.cm)	RibF (mm)	RmpF (mm)	RBY (%)	IMF (%)	SRI (\$)	CEI (\$)	API (\$)	
1	-	-	4.1	34	65	82	66	14	-	-	39	-	-	-	-	-	\$50	\$37	\$61	

LINTON 09170																SIRE LINTON 07128			5	
																DAM LINTON 0394 AMFU				
JUNE 2010 AUSTRALASIAN GROUP BREEDPLAN EBV'S																				
CALVING EASE				GROWTH & MATERNAL						FERTILITY			CARCASE					PROFIT INDEX		
CE Dir (%)	CE DTRS (%)	GL (days)	BW (kg)	200-D (kg)	400-D (kg)	600-D (kg)	MC (kg)	Milk (kg)	SS (cm)	DtC (days)	CW (kg)	EMA (sq.cm)	RibF (mm)	RmpF (mm)	RBY (%)	IMF (%)	SRI (\$)	CEI (\$)	API (\$)	
1.2	-	-	3.3	31	59	73	65	12	-	-	43	-	-	-	-	-	\$45	\$37	\$52	

LINTON 09182																SIRE LINTON 07162			6	
																DAM LINTON 01409 AMFU				
JUNE 2010 AUSTRALASIAN GROUP BREEDPLAN EBV'S																				
CALVING EASE				GROWTH & MATERNAL						FERTILITY			CARCASE					PROFIT INDEX		
CE Dir (%)	CE DTRS (%)	GL (days)	BW (kg)	200-D (kg)	400-D (kg)	600-D (kg)	MC (kg)	Milk (kg)	SS (cm)	DtC (days)	CW (kg)	EMA (sq.cm)	RibF (mm)	RmpF (mm)	RBY (%)	IMF (%)	SRI (\$)	CEI (\$)	API (\$)	
-	-	-	2.3	27	59	68	63	14	-	-	-	-	-	-	-	-	\$50	\$39	\$58	

LINTON 09185																SIRE LINTON 06045			7	
																DAM LINTON 07275 AMFU				
JUNE 2010 AUSTRALASIAN GROUP BREEDPLAN EBV'S																				
CALVING EASE				GROWTH & MATERNAL						FERTILITY			CARCASE					PROFIT INDEX		
CE Dir (%)	CE DTRS (%)	GL (days)	BW (kg)	200-D (kg)	400-D (kg)	600-D (kg)	MC (kg)	Milk (kg)	SS (cm)	DtC (days)	CW (kg)	EMA (sq.cm)	RibF (mm)	RmpF (mm)	RBY (%)	IMF (%)	SRI (\$)	CEI (\$)	API (\$)	
-	-	-	3.6	32	63	78	71	16	1.4	-	40	-	-	-	-	-	\$48	\$36	\$56	



JUNE 2010 AUSTRALASIAN GROUP BREEDPLAN EBV AVERAGE FOR 2008 BORN ANIMALS																				
CALVING EASE				GROWTH & MATERNAL						FERTILITY			CARCASE					PROFIT INDEX		
CE Dir (%)	CE DTRS (%)	GL (days)	BW (kg)	200-DW (kg)	400-DW (kg)	600-DW (kg)	MC (kg)	Milk (kg)	SS (cm)	DtC (Days)	CW (kg)	EMA (sq.cm)	RibF (mm)	RmpF (mm)	RBY (%)	IMF (%)	SRI (\$)	CEI (\$)	API (\$)	
0.0	+0.4	-2.5	+4.6	+36	+67	+86	+80	+12	+1.2	-2.5	+48	+2.8	-0.1	-0.1	+0.2	+0.8	+\$39	+\$26	+\$42	

LINTON 09203														SIRE LINTON 07128			8			
														DAM LINTON 02317 AMFU						
JUNE 2010 AUSTRALASIAN GROUP BREEDPLAN EBV'S																				
CALVING EASE				GROWTH & MATERNAL						FERTILITY			CARCASE					PROFIT INDEX		
CE Dir (%)	CE DTRS (%)	GL (days)	BW (kg)	200-D (kg)	400-D (kg)	600-D (kg)	MC (kg)	Milk (kg)	SS (cm)	DtC (days)	CW (kg)	EMA (sq.cm)	RibF (mm)	RmpF (mm)	RBY (%)	IMF (%)	SRI (\$)	CEI (\$)	API (\$)	
0.7	-	-	4.3	33	63	78	81	12	-	-	39	-	-	-	-	-	\$45	\$30	\$54	

LINTON 09207														SIRE LINTON 06054			9			
														DAM LINTON 07647 AMFU						
JUNE 2010 AUSTRALASIAN GROUP BREEDPLAN EBV'S																				
CALVING EASE				GROWTH & MATERNAL						FERTILITY			CARCASE					PROFIT INDEX		
CE Dir (%)	CE DTRS (%)	GL (days)	BW (kg)	200-D (kg)	400-D (kg)	600-D (kg)	MC (kg)	Milk (kg)	SS (cm)	DtC (days)	CW (kg)	EMA (sq.cm)	RibF (mm)	RmpF (mm)	RBY (%)	IMF (%)	SRI (\$)	CEI (\$)	API (\$)	
-	-	-	4	38	67	82	85	16	-	-	47	-	-	-	-	-	\$49	\$32	\$56	

LINTON 09213														SIRE LINTON 07364			10			
														DAM LINTON 03574 AMFU						
JUNE 2010 AUSTRALASIAN GROUP BREEDPLAN EBV'S																				
CALVING EASE				GROWTH & MATERNAL						FERTILITY			CARCASE					PROFIT INDEX		
CE Dir (%)	CE DTRS (%)	GL (days)	BW (kg)	200-D (kg)	400-D (kg)	600-D (kg)	MC (kg)	Milk (kg)	SS (cm)	DtC (days)	CW (kg)	EMA (sq.cm)	RibF (mm)	RmpF (mm)	RBY (%)	IMF (%)	SRI (\$)	CEI (\$)	API (\$)	
-	-	-	4.6	37	70	92	92	10	-	-	-	-	-	-	-	-	\$49	\$37	\$55	

LINTON 09221														SIRE LINTON 06045			11			
														DAM LINTON 03226 AMFU						
JUNE 2010 AUSTRALASIAN GROUP BREEDPLAN EBV'S																				
CALVING EASE				GROWTH & MATERNAL						FERTILITY			CARCASE					PROFIT INDEX		
CE Dir (%)	CE DTRS (%)	GL (days)	BW (kg)	200-D (kg)	400-D (kg)	600-D (kg)	MC (kg)	Milk (kg)	SS (cm)	DtC (days)	CW (kg)	EMA (sq.cm)	RibF (mm)	RmpF (mm)	RBY (%)	IMF (%)	SRI (\$)	CEI (\$)	API (\$)	
-0.8	-	-	5.2	37	73	83	76	16	1.3	-	44	-	-	-	-	-	\$50	\$22	\$56	

LINTON 09226														SIRE LINTON 07164			12			
														DAM LINTON 06117 AMFU						
JUNE 2010 AUSTRALASIAN GROUP BREEDPLAN EBV'S																				
CALVING EASE				GROWTH & MATERNAL						FERTILITY			CARCASE					PROFIT INDEX		
CE Dir (%)	CE DTRS (%)	GL (days)	BW (kg)	200-D (kg)	400-D (kg)	600-D (kg)	MC (kg)	Milk (kg)	SS (cm)	DtC (days)	CW (kg)	EMA (sq.cm)	RibF (mm)	RmpF (mm)	RBY (%)	IMF (%)	SRI (\$)	CEI (\$)	API (\$)	
0.6	-	-	5.9	37	75	93	74	16	-	-	43	-	-	-	-	-	\$56	\$38	\$67	

LINTON 09232														SIRE LINTON 07109			13			
														DAM LINTON 06415 AMFU						
JUNE 2010 AUSTRALASIAN GROUP BREEDPLAN EBV'S																				
CALVING EASE				GROWTH & MATERNAL						FERTILITY			CARCASE					PROFIT INDEX		
CE Dir (%)	CE DTRS (%)	GL (days)	BW (kg)	200-D (kg)	400-D (kg)	600-D (kg)	MC (kg)	Milk (kg)	SS (cm)	DtC (days)	CW (kg)	EMA (sq.cm)	RibF (mm)	RmpF (mm)	RBY (%)	IMF (%)	SRI (\$)	CEI (\$)	API (\$)	
1.1	-	-	3.5	38	71	86	73	16	-	-	-	-	-	-	-	-	\$55	\$39	\$61	

LINTON 09242														SIRE LINTON 04087			14			
														DAM LINTON 07691 AMFU						
JUNE 2010 AUSTRALASIAN GROUP BREEDPLAN EBV'S																				
CALVING EASE				GROWTH & MATERNAL						FERTILITY			CARCASE					PROFIT INDEX		
CE Dir (%)	CE DTRS (%)	GL (days)	BW (kg)	200-D (kg)	400-D (kg)	600-D (kg)	MC (kg)	Milk (kg)	SS (cm)	DtC (days)	CW (kg)	EMA (sq.cm)	RibF (mm)	RmpF (mm)	RBY (%)	IMF (%)	SRI (\$)	CEI (\$)	API (\$)	
0.9	1	-2.9	4.7	30	62	82	76	9	2	-	38	2.3	0.4	0.4	0.1	-	\$46	\$37	\$54	

LINTON 09244														SIRE LINTON 07023			15			
														DAM LINTON 04294 AMFU						
JUNE 2010 AUSTRALASIAN GROUP BREEDPLAN EBV'S																				
CALVING EASE				GROWTH & MATERNAL						FERTILITY			CARCASE					PROFIT INDEX		
CE Dir (%)	CE DTRS (%)	GL (days)	BW (kg)	200-D (kg)	400-D (kg)	600-D (kg)	MC (kg)	Milk (kg)	SS (cm)	DtC (days)	CW (kg)	EMA (sq.cm)	RibF (mm)	RmpF (mm)	RBY (%)	IMF (%)	SRI (\$)	CEI (\$)	API (\$)	
-	-	-	4.1	38	78	95	89	9	-	-	-	-	-	-	-	-	\$51	\$39	\$55	



JUNE 2010 AUSTRALASIAN GROUP BREEDPLAN EBV AVERAGE FOR 2008 BORN ANIMALS																				
CALVING EASE				GROWTH & MATERNAL						FERTILITY			CARCASE					PROFIT INDEX		
CE Dir (%)	CE DTRS (%)	GL (days)	BW (kg)	200-DW (kg)	400-DW (kg)	600-DW (kg)	MC (kg)	Milk (kg)	SS (cm)	DtC (Days)	CW (kg)	EMA (sq.cm)	RibF (mm)	RmpF (mm)	RBY (%)	IMF (%)	SRI (\$)	CEI (\$)	API (\$)	
0.0	+0.4	-2.5	+4.6	+36	+67	+86	+80	+12	+1.2	-2.5	+48	+2.8	-0.1	-0.1	+0.2	+0.8	+\$39	+\$26	+\$42	

LINTON 09249														SIRE LINTON 07447			16			
														DAM LINTON 05320 AMFU						
JUNE 2010 AUSTRALASIAN GROUP BREEDPLAN EBV'S																				
CALVING EASE				GROWTH & MATERNAL						FERTILITY			CARCASE					PROFIT INDEX		
CE Dir (%)	CE DTRS (%)	GL (days)	BW (kg)	200-D (kg)	400-D (kg)	600-D (kg)	MC (kg)	Milk (kg)	SS (cm)	DtC (days)	CW (kg)	EMA (sq.cm)	RibF (mm)	RmpF (mm)	RBY (%)	IMF (%)	SRI (\$)	CEI (\$)	API (\$)	
-0.1	-	-	5.6	34	76	90	-	9	-	-	-	-	-	-	-	-	\$52	\$32	\$59	

LINTON 09252														SIRE LINTON 07288			17			
														DAM LINTON 03231 AMFU						
JUNE 2010 AUSTRALASIAN GROUP BREEDPLAN EBV'S																				
CALVING EASE				GROWTH & MATERNAL						FERTILITY			CARCASE					PROFIT INDEX		
CE Dir (%)	CE DTRS (%)	GL (days)	BW (kg)	200-D (kg)	400-D (kg)	600-D (kg)	MC (kg)	Milk (kg)	SS (cm)	DtC (days)	CW (kg)	EMA (sq.cm)	RibF (mm)	RmpF (mm)	RBY (%)	IMF (%)	SRI (\$)	CEI (\$)	API (\$)	
0.8	0.6	-2.2	4.3	32	67	85	81	13	-	-	48	-	-	-	-	-	\$49	\$37	\$57	

LINTON 09266														SIRE LINTON 07164			18			
														DAM LINTON 06337 AMFU						
JUNE 2010 AUSTRALASIAN GROUP BREEDPLAN EBV'S																				
CALVING EASE				GROWTH & MATERNAL						FERTILITY			CARCASE					PROFIT INDEX		
CE Dir (%)	CE DTRS (%)	GL (days)	BW (kg)	200-D (kg)	400-D (kg)	600-D (kg)	MC (kg)	Milk (kg)	SS (cm)	DtC (days)	CW (kg)	EMA (sq.cm)	RibF (mm)	RmpF (mm)	RBY (%)	IMF (%)	SRI (\$)	CEI (\$)	API (\$)	
1.1	-	-	4.8	32	69	78	71	15	-	-	-	-	-	-	-	-	\$57	\$37	\$64	

LINTON 09277														SIRE LINTON 06054			19			
														DAM LINTON 07057 AMFU						
JUNE 2010 AUSTRALASIAN GROUP BREEDPLAN EBV'S																				
CALVING EASE				GROWTH & MATERNAL						FERTILITY			CARCASE					PROFIT INDEX		
CE Dir (%)	CE DTRS (%)	GL (days)	BW (kg)	200-D (kg)	400-D (kg)	600-D (kg)	MC (kg)	Milk (kg)	SS (cm)	DtC (days)	CW (kg)	EMA (sq.cm)	RibF (mm)	RmpF (mm)	RBY (%)	IMF (%)	SRI (\$)	CEI (\$)	API (\$)	
0.7	-	-2.7	5.1	43	69	89	84	20	2.3	-	47	-	-	-	-	-	\$56	\$37	\$63	

LINTON 09278														SIRE LINTON 06054			20			
														DAM LINTON 07511 AMFU						
JUNE 2010 AUSTRALASIAN GROUP BREEDPLAN EBV'S																				
CALVING EASE				GROWTH & MATERNAL						FERTILITY			CARCASE					PROFIT INDEX		
CE Dir (%)	CE DTRS (%)	GL (days)	BW (kg)	200-D (kg)	400-D (kg)	600-D (kg)	MC (kg)	Milk (kg)	SS (cm)	DtC (days)	CW (kg)	EMA (sq.cm)	RibF (mm)	RmpF (mm)	RBY (%)	IMF (%)	SRI (\$)	CEI (\$)	API (\$)	
-0.7	-	-	5	39	70	90	85	17	2.2	-	49	-	-	-	-	-	\$52	\$26	\$59	

LINTON 09296														SIRE LINTON 07128			21			
														DAM LINTON 00358 AMFU						
JUNE 2010 AUSTRALASIAN GROUP BREEDPLAN EBV'S																				
CALVING EASE				GROWTH & MATERNAL						FERTILITY			CARCASE					PROFIT INDEX		
CE Dir (%)	CE DTRS (%)	GL (days)	BW (kg)	200-D (kg)	400-D (kg)	600-D (kg)	MC (kg)	Milk (kg)	SS (cm)	DtC (days)	CW (kg)	EMA (sq.cm)	RibF (mm)	RmpF (mm)	RBY (%)	IMF (%)	SRI (\$)	CEI (\$)	API (\$)	
1.8	-	-	2.3	27	54	65	57	13	-	-	38	-	-	-	-	-	\$43	\$38	\$50	

LINTON 09336														SIRE LINTON 07158			22			
														DAM LINTON 03114 AMFU						
JUNE 2010 AUSTRALASIAN GROUP BREEDPLAN EBV'S																				
CALVING EASE				GROWTH & MATERNAL						FERTILITY			CARCASE					PROFIT INDEX		
CE Dir (%)	CE DTRS (%)	GL (days)	BW (kg)	200-D (kg)	400-D (kg)	600-D (kg)	MC (kg)	Milk (kg)	SS (cm)	DtC (days)	CW (kg)	EMA (sq.cm)	RibF (mm)	RmpF (mm)	RBY (%)	IMF (%)	SRI (\$)	CEI (\$)	API (\$)	
0.4	-	-1.8	5.6	41	73	93	82	19	-	-	48	-	-	-	-	-	\$55	\$35	\$66	

LINTON 09346														SIRE LINTON 06045			23			
														DAM LINTON 07451 AMFU						
JUNE 2010 AUSTRALASIAN GROUP BREEDPLAN EBV'S																				
CALVING EASE				GROWTH & MATERNAL						FERTILITY			CARCASE					PROFIT INDEX		
CE Dir (%)	CE DTRS (%)	GL (days)	BW (kg)	200-D (kg)	400-D (kg)	600-D (kg)	MC (kg)	Milk (kg)	SS (cm)	DtC (days)	CW (kg)	EMA (sq.cm)	RibF (mm)	RmpF (mm)	RBY (%)	IMF (%)	SRI (\$)	CEI (\$)	API (\$)	
-	-	-	4.7	33	67	84	-	-	-	-	-	-	-	-	-	-	\$44	\$28	\$49	



JUNE 2010 AUSTRALASIAN GROUP BREEDPLAN EBV AVERAGE FOR 2008 BORN ANIMALS																				
CALVING EASE				GROWTH & MATERNAL						FERTILITY			CARCASE					PROFIT INDEX		
CE Dir (%)	CE DTRS (%)	GL (days)	BW (kg)	200-DW (kg)	400-DW (kg)	600-DW (kg)	MC (kg)	Milk (kg)	SS (cm)	DtC (Days)	CW (kg)	EMA (sq.cm)	RibF (mm)	RmpF (mm)	RBY (%)	IMF (%)	SRI (\$)	CEI (\$)	API (\$)	
0.0	+0.4	-2.5	+4.6	+36	+67	+86	+80	+12	+1.2	-2.5	+48	+2.8	-0.1	-0.1	+0.2	+0.8	+\$39	+\$26	+\$42	

LINTON 09353													SIRE LINTON 07128			24				
													DAM LINTON 02629 AMFU							
JUNE 2010 AUSTRALASIAN GROUP BREEDPLAN EBV'S																				
CALVING EASE				GROWTH & MATERNAL						FERTILITY			CARCASE					PROFIT INDEX		
CE Dir (%)	CE DTRS (%)	GL (days)	BW (kg)	200-D (kg)	400-D (kg)	600-D (kg)	MC (kg)	Milk (kg)	SS (cm)	DtC (days)	CW (kg)	EMA (sq.cm)	RibF (mm)	RmpF (mm)	RBY (%)	IMF (%)	SRI (\$)	CEI (\$)	API (\$)	
0.3	-	-	4.1	33	63	85	90	15	-	-	-	-	-	-	-	-	\$42	\$32	\$48	

LINTON 09361													SIRE LINTON 07449			25				
													DAM LINTON 05547 AMFU							
JUNE 2010 AUSTRALASIAN GROUP BREEDPLAN EBV'S																				
CALVING EASE				GROWTH & MATERNAL						FERTILITY			CARCASE					PROFIT INDEX		
CE Dir (%)	CE DTRS (%)	GL (days)	BW (kg)	200-D (kg)	400-D (kg)	600-D (kg)	MC (kg)	Milk (kg)	SS (cm)	DtC (days)	CW (kg)	EMA (sq.cm)	RibF (mm)	RmpF (mm)	RBY (%)	IMF (%)	SRI (\$)	CEI (\$)	API (\$)	
0.3	-	-	4.9	41	69	86	79	11	-	-	46	-	-	-	-	-	\$49	\$33	\$55	

LINTON 09372													SIRE LINTON 04087			26				
													DAM LINTON 07590 AMFU							
JUNE 2010 AUSTRALASIAN GROUP BREEDPLAN EBV'S																				
CALVING EASE				GROWTH & MATERNAL						FERTILITY			CARCASE					PROFIT INDEX		
CE Dir (%)	CE DTRS (%)	GL (days)	BW (kg)	200-D (kg)	400-D (kg)	600-D (kg)	MC (kg)	Milk (kg)	SS (cm)	DtC (days)	CW (kg)	EMA (sq.cm)	RibF (mm)	RmpF (mm)	RBY (%)	IMF (%)	SRI (\$)	CEI (\$)	API (\$)	
1.1	-	-3	4.4	35	66	83	91	11	1.7	-	44	2	1	1.5	-0.3	-	\$50	\$38	\$56	

LINTON 09381													SIRE LINTON 07164			27				
													DAM LINTON 06094 AMFU							
JUNE 2010 AUSTRALASIAN GROUP BREEDPLAN EBV'S																				
CALVING EASE				GROWTH & MATERNAL						FERTILITY			CARCASE					PROFIT INDEX		
CE Dir (%)	CE DTRS (%)	GL (days)	BW (kg)	200-D (kg)	400-D (kg)	600-D (kg)	MC (kg)	Milk (kg)	SS (cm)	DtC (days)	CW (kg)	EMA (sq.cm)	RibF (mm)	RmpF (mm)	RBY (%)	IMF (%)	SRI (\$)	CEI (\$)	API (\$)	
0.7	-	-	5.4	33	71	87	84	16	-	-	-	-	-	-	-	-	\$50	\$37	\$57	

LINTON 09387													SIRE LINTON 07449			28				
													DAM LINTON 01287 AMFU							
JUNE 2010 AUSTRALASIAN GROUP BREEDPLAN EBV'S																				
CALVING EASE				GROWTH & MATERNAL						FERTILITY			CARCASE					PROFIT INDEX		
CE Dir (%)	CE DTRS (%)	GL (days)	BW (kg)	200-D (kg)	400-D (kg)	600-D (kg)	MC (kg)	Milk (kg)	SS (cm)	DtC (days)	CW (kg)	EMA (sq.cm)	RibF (mm)	RmpF (mm)	RBY (%)	IMF (%)	SRI (\$)	CEI (\$)	API (\$)	
-1.1	-	-	6.6	41	72	86	75	7	-	-	-	-	-	-	-	-	\$48	\$20	\$54	

LINTON 09413													SIRE LINTON 05051			29				
													DAM LINTON 07546 AMFU							
JUNE 2010 AUSTRALASIAN GROUP BREEDPLAN EBV'S																				
CALVING EASE				GROWTH & MATERNAL						FERTILITY			CARCASE					PROFIT INDEX		
CE Dir (%)	CE DTRS (%)	GL (days)	BW (kg)	200-D (kg)	400-D (kg)	600-D (kg)	MC (kg)	Milk (kg)	SS (cm)	DtC (days)	CW (kg)	EMA (sq.cm)	RibF (mm)	RmpF (mm)	RBY (%)	IMF (%)	SRI (\$)	CEI (\$)	API (\$)	
0.1	1.2	-	6.1	42	81	99	100	13	1.7	-	56	2.5	-0.4	0	0.1	-	\$56	\$36	\$64	

LINTON 09415													SIRE LINTON 05051			30				
													DAM LINTON 07583 AMFU							
JUNE 2010 AUSTRALASIAN GROUP BREEDPLAN EBV'S																				
CALVING EASE				GROWTH & MATERNAL						FERTILITY			CARCASE					PROFIT INDEX		
CE Dir (%)	CE DTRS (%)	GL (days)	BW (kg)	200-D (kg)	400-D (kg)	600-D (kg)	MC (kg)	Milk (kg)	SS (cm)	DtC (days)	CW (kg)	EMA (sq.cm)	RibF (mm)	RmpF (mm)	RBY (%)	IMF (%)	SRI (\$)	CEI (\$)	API (\$)	
1.9	-	-	3.9	32	62	74	69	14	2.6	-	38	1.3	0.7	1	-0.4	-	\$51	\$42	\$61	

LINTON 09417													SIRE LINTON 07128			31				
													DAM LINTON 03273 AMFU							
JUNE 2010 AUSTRALASIAN GROUP BREEDPLAN EBV'S																				
CALVING EASE				GROWTH & MATERNAL						FERTILITY			CARCASE					PROFIT INDEX		
CE Dir (%)	CE DTRS (%)	GL (days)	BW (kg)	200-D (kg)	400-D (kg)	600-D (kg)	MC (kg)	Milk (kg)	SS (cm)	DtC (days)	CW (kg)	EMA (sq.cm)	RibF (mm)	RmpF (mm)	RBY (%)	IMF (%)	SRI (\$)	CEI (\$)	API (\$)	
-1.2	-	-	5.7	39	76	93	83	12	-	-	-	-	-	-	-	-	\$50	\$23	\$56	



JUNE 2010 AUSTRALASIAN GROUP BREEDPLAN EBV AVERAGE FOR 2008 BORN ANIMALS																				
CALVING EASE				GROWTH & MATERNAL						FERTILITY			CARCASE					PROFIT INDEX		
CE Dir (%)	CE DTRS (%)	GL (days)	BW (kg)	200-DW (kg)	400-DW (kg)	600-DW (kg)	MC (kg)	Milk (kg)	SS (cm)	DtC (Days)	CW (kg)	EMA (sq.cm)	RibF (mm)	RmpF (mm)	RBY (%)	IMF (%)	SRI (\$)	CEI (\$)	API (\$)	
0.0	+0.4	-2.5	+4.6	+36	+67	+86	+80	+12	+1.2	-2.5	+48	+2.8	-0.1	-0.1	+0.2	+0.8	+\$39	+\$26	+\$42	

Identify the Difference



To obtain more information

Head Office

06 356 7199

custserv@allflex.co.nz

North Island

John Rutherford

027 446 5508

South Island

John Morris

027 560 2699

Allflex®

Identify the Difference

LINTON 09427														SIRE LINTON 06615			32			
														DAM LINTON 01527 AMFU						
JUNE 2010 AUSTRALASIAN GROUP BREEDPLAN EBV'S																				
CALVING EASE				GROWTH & MATERNAL						FERTILITY			CARCASE					PROFIT INDEX		
CE Dir (%)	CE DTRS (%)	GL (days)	BW (kg)	200-D (kg)	400-D (kg)	600-D (kg)	MC (kg)	Milk (kg)	SS (cm)	DtC (days)	CW (kg)	EMA (sq.cm)	RibF (mm)	RmpF (mm)	RBY (%)	IMF (%)	SRI (\$)	CEI (\$)	API (\$)	
-0.1	-	-	5.2	33	65	84	81	13	-	-	-	-	-	-	-	-	\$45	\$29	\$52	

LINTON 09429														SIRE LINTON 06464			33			
														DAM LINTON 02045 AMFU						
JUNE 2010 AUSTRALASIAN GROUP BREEDPLAN EBV'S																				
CALVING EASE				GROWTH & MATERNAL						FERTILITY			CARCASE					PROFIT INDEX		
CE Dir (%)	CE DTRS (%)	GL (days)	BW (kg)	200-D (kg)	400-D (kg)	600-D (kg)	MC (kg)	Milk (kg)	SS (cm)	DtC (days)	CW (kg)	EMA (sq.cm)	RibF (mm)	RmpF (mm)	RBY (%)	IMF (%)	SRI (\$)	CEI (\$)	API (\$)	
-0.1	0.3	-3.1	4.1	32	60	76	48	16	2.1	-1.9	37	-	-	-	-	-	\$45	\$26	\$58	

LINTON 09433														SIRE LINTON 06464			34			
														DAM LINTON 05042 AMFU						
JUNE 2010 AUSTRALASIAN GROUP BREEDPLAN EBV'S																				
CALVING EASE				GROWTH & MATERNAL						FERTILITY			CARCASE					PROFIT INDEX		
CE Dir (%)	CE DTRS (%)	GL (days)	BW (kg)	200-D (kg)	400-D (kg)	600-D (kg)	MC (kg)	Milk (kg)	SS (cm)	DtC (days)	CW (kg)	EMA (sq.cm)	RibF (mm)	RmpF (mm)	RBY (%)	IMF (%)	SRI (\$)	CEI (\$)	API (\$)	
0	0.1	-3.8	5.1	40	72	87	58	16	2	-2.8	44	-	-	-	-	-	\$53	\$30	\$66	

LINTON 09443														SIRE LINTON 05051			35			
														DAM LINTON 07699 AMFU						
JUNE 2010 AUSTRALASIAN GROUP BREEDPLAN EBV'S																				
CALVING EASE				GROWTH & MATERNAL						FERTILITY			CARCASE					PROFIT INDEX		
CE Dir (%)	CE DTRS (%)	GL (days)	BW (kg)	200-D (kg)	400-D (kg)	600-D (kg)	MC (kg)	Milk (kg)	SS (cm)	DtC (days)	CW (kg)	EMA (sq.cm)	RibF (mm)	RmpF (mm)	RBY (%)	IMF (%)	SRI (\$)	CEI (\$)	API (\$)	
-0.6	-	-	5.6	40	73	89	75	15	-	-	44	-	-	-	-	-	\$49	\$26	\$56	

LINTON 09444														SIRE LINTON 07447			36			
														DAM LINTON 03159 AMFU						
JUNE 2010 AUSTRALASIAN GROUP BREEDPLAN EBV'S																				
CALVING EASE				GROWTH & MATERNAL						FERTILITY			CARCASE					PROFIT INDEX		
CE Dir (%)	CE DTRS (%)	GL (days)	BW (kg)	200-D (kg)	400-D (kg)	600-D (kg)	MC (kg)	Milk (kg)	SS (cm)	DtC (days)	CW (kg)	EMA (sq.cm)	RibF (mm)	RmpF (mm)	RBY (%)	IMF (%)	SRI (\$)	CEI (\$)	API (\$)	
-0.1	1	-2.2	5.2	34	77	92	80	12	-	-	52	-	-	-	-	-	\$55	\$31	\$65	

LINTON 09451														SIRE LINTON 07449			37			
														DAM LINTON 05332 AMFU						
JUNE 2010 AUSTRALASIAN GROUP BREEDPLAN EBV'S																				
CALVING EASE				GROWTH & MATERNAL						FERTILITY			CARCASE					PROFIT INDEX		
CE Dir (%)	CE DTRS (%)	GL (days)	BW (kg)	200-D (kg)	400-D (kg)	600-D (kg)	MC (kg)	Milk (kg)	SS (cm)	DtC (days)	CW (kg)	EMA (sq.cm)	RibF (mm)	RmpF (mm)	RBY (%)	IMF (%)	SRI (\$)	CEI (\$)	API (\$)	
-	-	-	5.3	38	71	81	72	8	-	-	-	-	-	-	-	-	\$49	\$29	\$55	

LINTON 09452														SIRE LINTON 06464			38			
														DAM LINTON 05102 AMFU						
JUNE 2010 AUSTRALASIAN GROUP BREEDPLAN EBV'S																				
CALVING EASE				GROWTH & MATERNAL						FERTILITY			CARCASE					PROFIT INDEX		
CE Dir (%)	CE DTRS (%)	GL (days)	BW (kg)	200-D (kg)	400-D (kg)	600-D (kg)	MC (kg)	Milk (kg)	SS (cm)	DtC (days)	CW (kg)	EMA (sq.cm)	RibF (mm)	RmpF (mm)	RBY (%)	IMF (%)	SRI (\$)	CEI (\$)	API (\$)	
0.7	1.1	-	3.9	40	67	81	48	20	-	-1.9	43	-	-	-	-	-	\$54	\$33	\$68	

LINTON 09460														SIRE LINTON 07447			39			
														DAM LINTON 03192 AMFU						
JUNE 2010 AUSTRALASIAN GROUP BREEDPLAN EBV'S																				
CALVING EASE				GROWTH & MATERNAL						FERTILITY			CARCASE					PROFIT INDEX		
CE Dir (%)	CE DTRS (%)	GL (days)	BW (kg)	200-D (kg)	400-D (kg)	600-D (kg)	MC (kg)	Milk (kg)	SS (cm)	DtC (days)	CW (kg)	EMA (sq.cm)	RibF (mm)	RmpF (mm)	RBY (%)	IMF (%)	SRI (\$)	CEI (\$)	API (\$)	
-1.6	0.1	-2.6	6.6	39	79	97	81	16	2.6	-	50	-	-	-	-	-	\$50	\$20	\$61	



JUNE 2010 AUSTRALASIAN GROUP BREEDPLAN EBV AVERAGE FOR 2008 BORN ANIMALS																				
CALVING EASE				GROWTH & MATERNAL						FERTILITY			CARCASE					PROFIT INDEX		
CE Dir (%)	CE DTRS (%)	GL (days)	BW (kg)	200-DW (kg)	400-DW (kg)	600-DW (kg)	MC (kg)	Milk (kg)	SS (cm)	DtC (Days)	CW (kg)	EMA (sq.cm)	RibF (mm)	RmpF (mm)	RBY (%)	IMF (%)	SRI (\$)	CEI (\$)	API (\$)	
0.0	+0.4	-2.5	+4.6	+36	+67	+86	+80	+12	+1.2	-2.5	+48	+2.8	-0.1	-0.1	+0.2	+0.8	+\$39	+\$26	+\$42	

LINTON 09472										SIRE LINTON 07016			40							
										DAM LINTON 02542 AMFU										
JUNE 2010 AUSTRALASIAN GROUP BREEDPLAN EBV'S																				
CALVING EASE				GROWTH & MATERNAL						FERTILITY			CARCASE					PROFIT INDEX		
CE Dir (%)	CE DTRS (%)	GL (days)	BW (kg)	200-D (kg)	400-D (kg)	600-D (kg)	MC (kg)	Milk (kg)	SS (cm)	DtC (days)	CW (kg)	EMA (sq.cm)	RibF (mm)	RmpF (mm)	RBY (%)	IMF (%)	SRI (\$)	CEI (\$)	API (\$)	
0.5	-	-	5.3	39	73	93	93	12	-	-	-	-	-	-	-	-	\$52	\$36	\$60	

LINTON 09484										SIRE LINTON 06464			41							
										DAM LINTON 05335 AMFU										
JUNE 2010 AUSTRALASIAN GROUP BREEDPLAN EBV'S																				
CALVING EASE				GROWTH & MATERNAL						FERTILITY			CARCASE					PROFIT INDEX		
CE Dir (%)	CE DTRS (%)	GL (days)	BW (kg)	200-D (kg)	400-D (kg)	600-D (kg)	MC (kg)	Milk (kg)	SS (cm)	DtC (days)	CW (kg)	EMA (sq.cm)	RibF (mm)	RmpF (mm)	RBY (%)	IMF (%)	SRI (\$)	CEI (\$)	API (\$)	
-0.4	-	-	4.9	42	75	94	65	16	-	-	-	-	-	-	-	-	\$56	\$30	\$67	

LINTON 09496										SIRE LINTON 06615			42							
										DAM LINTON 03122 AMFU										
JUNE 2010 AUSTRALASIAN GROUP BREEDPLAN EBV'S																				
CALVING EASE				GROWTH & MATERNAL						FERTILITY			CARCASE					PROFIT INDEX		
CE Dir (%)	CE DTRS (%)	GL (days)	BW (kg)	200-D (kg)	400-D (kg)	600-D (kg)	MC (kg)	Milk (kg)	SS (cm)	DtC (days)	CW (kg)	EMA (sq.cm)	RibF (mm)	RmpF (mm)	RBY (%)	IMF (%)	SRI (\$)	CEI (\$)	API (\$)	
0.1	0.9	-2	4.8	31	64	81	70	13	-	-1.2	42	-	-	-	-	-	\$47	\$31	\$57	

LINTON 09497										SIRE LINTON 06615			43							
										DAM LINTON 02206 AMFU										
JUNE 2010 AUSTRALASIAN GROUP BREEDPLAN EBV'S																				
CALVING EASE				GROWTH & MATERNAL						FERTILITY			CARCASE					PROFIT INDEX		
CE Dir (%)	CE DTRS (%)	GL (days)	BW (kg)	200-D (kg)	400-D (kg)	600-D (kg)	MC (kg)	Milk (kg)	SS (cm)	DtC (days)	CW (kg)	EMA (sq.cm)	RibF (mm)	RmpF (mm)	RBY (%)	IMF (%)	SRI (\$)	CEI (\$)	API (\$)	
0.3	0.6	-	4.3	34	64	77	53	16	2.1	-1.1	40	-	-	-	-	-	\$50	\$30	\$61	

LINTON 09505										SIRE LINTON 06029			44							
										DAM LINTON 01286 AMFU										
JUNE 2010 AUSTRALASIAN GROUP BREEDPLAN EBV'S																				
CALVING EASE				GROWTH & MATERNAL						FERTILITY			CARCASE					PROFIT INDEX		
CE Dir (%)	CE DTRS (%)	GL (days)	BW (kg)	200-D (kg)	400-D (kg)	600-D (kg)	MC (kg)	Milk (kg)	SS (cm)	DtC (days)	CW (kg)	EMA (sq.cm)	RibF (mm)	RmpF (mm)	RBY (%)	IMF (%)	SRI (\$)	CEI (\$)	API (\$)	
1	-	-	4.9	36	64	81	79	17	-	-	-	-	-	-	-	-	\$47	\$38	\$55	

LINTON 09506										SIRE LINTON 06025			45							
										DAM LINTON 05012 AMFU										
JUNE 2010 AUSTRALASIAN GROUP BREEDPLAN EBV'S																				
CALVING EASE				GROWTH & MATERNAL						FERTILITY			CARCASE					PROFIT INDEX		
CE Dir (%)	CE DTRS (%)	GL (days)	BW (kg)	200-D (kg)	400-D (kg)	600-D (kg)	MC (kg)	Milk (kg)	SS (cm)	DtC (days)	CW (kg)	EMA (sq.cm)	RibF (mm)	RmpF (mm)	RBY (%)	IMF (%)	SRI (\$)	CEI (\$)	API (\$)	
1.1	0.4	-4.1	4.4	34	69	81	62	16	2.1	-3.1	41	3.6	1.1	1.1	-0.2	-	\$55	\$39	\$67	

LINTON 09507										SIRE LINTON 06003			46							
										DAM LINTON 04213 AMS25%										
JUNE 2010 AUSTRALASIAN GROUP BREEDPLAN EBV'S																				
CALVING EASE				GROWTH & MATERNAL						FERTILITY			CARCASE					PROFIT INDEX		
CE Dir (%)	CE DTRS (%)	GL (days)	BW (kg)	200-D (kg)	400-D (kg)	600-D (kg)	MC (kg)	Milk (kg)	SS (cm)	DtC (days)	CW (kg)	EMA (sq.cm)	RibF (mm)	RmpF (mm)	RBY (%)	IMF (%)	SRI (\$)	CEI (\$)	API (\$)	
0.2	-	-	5	35	63	75	63	15	1.9	-	40	-	-	-	-	-	\$47	\$29	\$56	

LINTON 09519										SIRE LINTON 05051			47							
										DAM LINTON 07220 AMFU										
JUNE 2010 AUSTRALASIAN GROUP BREEDPLAN EBV'S																				
CALVING EASE				GROWTH & MATERNAL						FERTILITY			CARCASE					PROFIT INDEX		
CE Dir (%)	CE DTRS (%)	GL (days)	BW (kg)	200-D (kg)	400-D (kg)	600-D (kg)	MC (kg)	Milk (kg)	SS (cm)	DtC (days)	CW (kg)	EMA (sq.cm)	RibF (mm)	RmpF (mm)	RBY (%)	IMF (%)	SRI (\$)	CEI (\$)	API (\$)	
-1.4	-	-	6.3	41	75	93	92	14	-	-	47	-	-	-	-	-	\$46	\$20	\$54	



JUNE 2010 AUSTRALASIAN GROUP BREEDPLAN EBV AVERAGE FOR 2008 BORN ANIMALS																				
CALVING EASE				GROWTH & MATERNAL						FERTILITY			CARCASE					PROFIT INDEX		
CE Dir (%)	CE DTRS (%)	GL (days)	BW (kg)	200-DW (kg)	400-DW (kg)	600-DW (kg)	MC (kg)	Milk (kg)	SS (cm)	DtC (Days)	CW (kg)	EMA (sq.cm)	RibF (mm)	RmpF (mm)	RBY (%)	IMF (%)	SRI (\$)	CEI (\$)	API (\$)	
0.0	+0.4	-2.5	+4.6	+36	+67	+86	+80	+12	+1.2	-2.5	+48	+2.8	-0.1	-0.1	+0.2	+0.8	+\$39	+\$26	+\$42	

LINTON 09528										SIRE LINTON 06044			48						
										DAM LINTON 06533 AMFU									
JUNE 2010 AUSTRALASIAN GROUP BREEDPLAN EBV'S																			
CALVING EASE				GROWTH & MATERNAL						FERTILITY			CARCASE				PROFIT INDEX		
CE Dir (%)	CE DTRS (%)	GL (days)	BW (kg)	200-D (kg)	400-D (kg)	600-D (kg)	MC (kg)	Milk (kg)	SS (cm)	DtC (days)	CW (kg)	EMA (sq.cm)	RibF (mm)	RmpF (mm)	RBY (%)	IMF (%)	SRI (\$)	CEI (\$)	API (\$)
0.3	-	-	5.2	35	72	91	83	10	1.5	-	46	-	-	-	-	-	\$46	\$34	\$55

LINTON 09529										SIRE LINTON 06617			49						
										DAM LINTON 03138 AMFU									
JUNE 2010 AUSTRALASIAN GROUP BREEDPLAN EBV'S																			
CALVING EASE				GROWTH & MATERNAL						FERTILITY			CARCASE				PROFIT INDEX		
CE Dir (%)	CE DTRS (%)	GL (days)	BW (kg)	200-D (kg)	400-D (kg)	600-D (kg)	MC (kg)	Milk (kg)	SS (cm)	DtC (days)	CW (kg)	EMA (sq.cm)	RibF (mm)	RmpF (mm)	RBY (%)	IMF (%)	SRI (\$)	CEI (\$)	API (\$)
1	0.8	-	3.5	33	63	75	53	13	-	-	43	-	-	-	-	-	\$51	\$36	\$61

LINTON 09531										SIRE LINTON 06615			50						
										DAM LINTON 03362 AMFU									
JUNE 2010 AUSTRALASIAN GROUP BREEDPLAN EBV'S																			
CALVING EASE				GROWTH & MATERNAL						FERTILITY			CARCASE				PROFIT INDEX		
CE Dir (%)	CE DTRS (%)	GL (days)	BW (kg)	200-D (kg)	400-D (kg)	600-D (kg)	MC (kg)	Milk (kg)	SS (cm)	DtC (days)	CW (kg)	EMA (sq.cm)	RibF (mm)	RmpF (mm)	RBY (%)	IMF (%)	SRI (\$)	CEI (\$)	API (\$)
1.4	-	-	3.1	33	58	72	64	14	1.7	-	41	-	-	-	-	-	\$48	\$38	\$56

LINTON 09532										SIRE LINTON 04040			51						
										DAM LINTON 04312 AMFU									
JUNE 2010 AUSTRALASIAN GROUP BREEDPLAN EBV'S																			
CALVING EASE				GROWTH & MATERNAL						FERTILITY			CARCASE				PROFIT INDEX		
CE Dir (%)	CE DTRS (%)	GL (days)	BW (kg)	200-D (kg)	400-D (kg)	600-D (kg)	MC (kg)	Milk (kg)	SS (cm)	DtC (days)	CW (kg)	EMA (sq.cm)	RibF (mm)	RmpF (mm)	RBY (%)	IMF (%)	SRI (\$)	CEI (\$)	API (\$)
0.2	-	-3	5.5	38	70	82	76	8	1.2	-	41	0.5	-0.1	-0.4	0	-	\$47	\$30	\$52

LINTON 09533										SIRE LINTON 07128			52						
										DAM LINTON 00072 AMFU									
JUNE 2010 AUSTRALASIAN GROUP BREEDPLAN EBV'S																			
CALVING EASE				GROWTH & MATERNAL						FERTILITY			CARCASE				PROFIT INDEX		
CE Dir (%)	CE DTRS (%)	GL (days)	BW (kg)	200-D (kg)	400-D (kg)	600-D (kg)	MC (kg)	Milk (kg)	SS (cm)	DtC (days)	CW (kg)	EMA (sq.cm)	RibF (mm)	RmpF (mm)	RBY (%)	IMF (%)	SRI (\$)	CEI (\$)	API (\$)
0.5	-	-2.8	3.9	27	60	80	92	12	-	-	42	-	-	-	-	-	\$43	\$32	\$47

LINTON 09535										SIRE LINTON 06615			53						
										DAM LINTON 05174 AMFU									
JUNE 2010 AUSTRALASIAN GROUP BREEDPLAN EBV'S																			
CALVING EASE				GROWTH & MATERNAL						FERTILITY			CARCASE				PROFIT INDEX		
CE Dir (%)	CE DTRS (%)	GL (days)	BW (kg)	200-D (kg)	400-D (kg)	600-D (kg)	MC (kg)	Milk (kg)	SS (cm)	DtC (days)	CW (kg)	EMA (sq.cm)	RibF (mm)	RmpF (mm)	RBY (%)	IMF (%)	SRI (\$)	CEI (\$)	API (\$)
0.9	1	-2.5	3.4	29	63	77	57	13	-	-1.6	43	-	-	-	-	-	\$49	\$35	\$61

LINTON 09537										SIRE LINTON 06029			54						
										DAM LINTON 03180 AMFU									
JUNE 2010 AUSTRALASIAN GROUP BREEDPLAN EBV'S																			
CALVING EASE				GROWTH & MATERNAL						FERTILITY			CARCASE				PROFIT INDEX		
CE Dir (%)	CE DTRS (%)	GL (days)	BW (kg)	200-D (kg)	400-D (kg)	600-D (kg)	MC (kg)	Milk (kg)	SS (cm)	DtC (days)	CW (kg)	EMA (sq.cm)	RibF (mm)	RmpF (mm)	RBY (%)	IMF (%)	SRI (\$)	CEI (\$)	API (\$)
-0.1	0.3	-	4.4	36	72	89	73	14	-	-	51	-	-	-	-	-	\$50	\$32	\$61

LINTON 09538										SIRE LINTON 06029			55						
										DAM LINTON 03110 AMFU									
JUNE 2010 AUSTRALASIAN GROUP BREEDPLAN EBV'S																			
CALVING EASE				GROWTH & MATERNAL						FERTILITY			CARCASE				PROFIT INDEX		
CE Dir (%)	CE DTRS (%)	GL (days)	BW (kg)	200-D (kg)	400-D (kg)	600-D (kg)	MC (kg)	Milk (kg)	SS (cm)	DtC (days)	CW (kg)	EMA (sq.cm)	RibF (mm)	RmpF (mm)	RBY (%)	IMF (%)	SRI (\$)	CEI (\$)	API (\$)
-0.9	0.3	-0.8	5.2	33	64	83	78	15	-	-	43	-	-	-	-	-	\$42	\$21	\$52



JUNE 2010 AUSTRALASIAN GROUP BREEDPLAN EBV AVERAGE FOR 2008 BORN ANIMALS																			
CALVING EASE				GROWTH & MATERNAL						FERTILITY			CARCASE				PROFIT INDEX		
CE Dir (%)	CE DTRS (%)	GL (days)	BW (kg)	200-DW (kg)	400-DW (kg)	600-DW (kg)	MC (kg)	Milk (kg)	SS (cm)	DtC (Days)	CW (kg)	EMA (sq.cm)	RibF (mm)	RmpF (mm)	RBY (%)	IMF (%)	SRI (\$)	CEI (\$)	API (\$)
0.0	+0.4	-2.5	+4.6	+36	+67	+86	+80	+12	+1.2	-2.5	+48	+2.8	-0.1	-0.1	+0.2	+0.8	+\$39	+\$26	+\$42

LINTON 09547										SIRE LINTON 07128		DAM LINTON 03210 AMFU		56					
JUNE 2010 AUSTRALASIAN GROUP BREEDPLAN EBV'S																			
CALVING EASE				GROWTH & MATERNAL						FERTILITY			CARCASE				PROFIT INDEX		
CE Dir (%)	CE DTRS (%)	GL (days)	BW (kg)	200-D (kg)	400-D (kg)	600-D (kg)	MC (kg)	Milk (kg)	SS (cm)	DtC (days)	CW (kg)	EMA (sq.cm)	RibF (mm)	RmpF (mm)	RBY (%)	IMF (%)	SRI (\$)	CEI (\$)	API (\$)
-0.1	0.8	-0.5	4.9	33	65	82	65	15	-	-	45	-	-	-	-	-	\$47	\$29	\$57

LINTON 09555										SIRE LINTON 06054		DAM LINTON 07378 AMFU		57					
JUNE 2010 AUSTRALASIAN GROUP BREEDPLAN EBV'S																			
CALVING EASE				GROWTH & MATERNAL						FERTILITY			CARCASE				PROFIT INDEX		
CE Dir (%)	CE DTRS (%)	GL (days)	BW (kg)	200-D (kg)	400-D (kg)	600-D (kg)	MC (kg)	Milk (kg)	SS (cm)	DtC (days)	CW (kg)	EMA (sq.cm)	RibF (mm)	RmpF (mm)	RBY (%)	IMF (%)	SRI (\$)	CEI (\$)	API (\$)
0.4	-	-	4.4	41	68	83	69	15	2	-	46	-	-	-	-	-	\$52	\$32	\$60

LINTON 09560										SIRE LINTON 07158		DAM LINTON 03347 AMFU		58					
JUNE 2010 AUSTRALASIAN GROUP BREEDPLAN EBV'S																			
CALVING EASE				GROWTH & MATERNAL						FERTILITY			CARCASE				PROFIT INDEX		
CE Dir (%)	CE DTRS (%)	GL (days)	BW (kg)	200-D (kg)	400-D (kg)	600-D (kg)	MC (kg)	Milk (kg)	SS (cm)	DtC (days)	CW (kg)	EMA (sq.cm)	RibF (mm)	RmpF (mm)	RBY (%)	IMF (%)	SRI (\$)	CEI (\$)	API (\$)
1.1	-	-	4.1	32	59	82	88	18	-	-	-	-	-	-	-	-	\$44	\$38	\$50

LINTON 09564										SIRE LINTON 07049		DAM LINTON 05440 AMFU		59					
JUNE 2010 AUSTRALASIAN GROUP BREEDPLAN EBV'S																			
CALVING EASE				GROWTH & MATERNAL						FERTILITY			CARCASE				PROFIT INDEX		
CE Dir (%)	CE DTRS (%)	GL (days)	BW (kg)	200-D (kg)	400-D (kg)	600-D (kg)	MC (kg)	Milk (kg)	SS (cm)	DtC (days)	CW (kg)	EMA (sq.cm)	RibF (mm)	RmpF (mm)	RBY (%)	IMF (%)	SRI (\$)	CEI (\$)	API (\$)
-	-	-	5.3	36	65	79	74	16	-	-	-	-	-	-	-	-	\$47	\$27	\$51

LINTON 09578										SIRE LINTON 05051		DAM LINTON 07525 AMFU		60					
JUNE 2010 AUSTRALASIAN GROUP BREEDPLAN EBV'S																			
CALVING EASE				GROWTH & MATERNAL						FERTILITY			CARCASE				PROFIT INDEX		
CE Dir (%)	CE DTRS (%)	GL (days)	BW (kg)	200-D (kg)	400-D (kg)	600-D (kg)	MC (kg)	Milk (kg)	SS (cm)	DtC (days)	CW (kg)	EMA (sq.cm)	RibF (mm)	RmpF (mm)	RBY (%)	IMF (%)	SRI (\$)	CEI (\$)	API (\$)
0.7	-	-	4.2	36	68	85	77	14	-	-	43	-	-	-	-	-	\$49	\$35	\$59

LINTON 09581										SIRE LINTON 07040		DAM LINTON 06097 AMFU		61					
JUNE 2010 AUSTRALASIAN GROUP BREEDPLAN EBV'S																			
CALVING EASE				GROWTH & MATERNAL						FERTILITY			CARCASE				PROFIT INDEX		
CE Dir (%)	CE DTRS (%)	GL (days)	BW (kg)	200-D (kg)	400-D (kg)	600-D (kg)	MC (kg)	Milk (kg)	SS (cm)	DtC (days)	CW (kg)	EMA (sq.cm)	RibF (mm)	RmpF (mm)	RBY (%)	IMF (%)	SRI (\$)	CEI (\$)	API (\$)
-	-	-	5.9	39	69	92	83	16	-	-	-	-	-	-	-	-	\$50	\$28	\$59

LINTON 09592										SIRE LINTON 06029		DAM LINTON 04096 AMFU		62					
JUNE 2010 AUSTRALASIAN GROUP BREEDPLAN EBV'S																			
CALVING EASE				GROWTH & MATERNAL						FERTILITY			CARCASE				PROFIT INDEX		
CE Dir (%)	CE DTRS (%)	GL (days)	BW (kg)	200-D (kg)	400-D (kg)	600-D (kg)	MC (kg)	Milk (kg)	SS (cm)	DtC (days)	CW (kg)	EMA (sq.cm)	RibF (mm)	RmpF (mm)	RBY (%)	IMF (%)	SRI (\$)	CEI (\$)	API (\$)
0.5	0.7	-2	4.7	36	66	79	64	13	-	-	43	-	-	-	-	-	\$49	\$33	\$60

LINTON 09596										SIRE LINTON 07047		DAM LINTON 05659 AMFU		63					
JUNE 2010 AUSTRALASIAN GROUP BREEDPLAN EBV'S																			
CALVING EASE				GROWTH & MATERNAL						FERTILITY			CARCASE				PROFIT INDEX		
CE Dir (%)	CE DTRS (%)	GL (days)	BW (kg)	200-D (kg)	400-D (kg)	600-D (kg)	MC (kg)	Milk (kg)	SS (cm)	DtC (days)	CW (kg)	EMA (sq.cm)	RibF (mm)	RmpF (mm)	RBY (%)	IMF (%)	SRI (\$)	CEI (\$)	API (\$)
1.3	-	-	4.6	26	60	76	64	15	-	-	-	-	-	-	-	-	\$50	\$39	\$61



JUNE 2010 AUSTRALASIAN GROUP BREEDPLAN EBV AVERAGE FOR 2008 BORN ANIMALS																			
CALVING EASE				GROWTH & MATERNAL						FERTILITY			CARCASE				PROFIT INDEX		
CE Dir (%)	CE DTRS (%)	GL (days)	BW (kg)	200-DW (kg)	400-DW (kg)	600-DW (kg)	MC (kg)	Milk (kg)	SS (cm)	DtC (Days)	CW (kg)	EMA (sq.cm)	RibF (mm)	RmpF (mm)	RBY (%)	IMF (%)	SRI (\$)	CEI (\$)	API (\$)
0.0	+0.4	-2.5	+4.6	+36	+67	+86	+80	+12	+1.2	-2.5	+48	+2.8	-0.1	-0.1	+0.2	+0.8	+\$39	+\$26	+\$42

LINTON 09602													SIRE LINTON 07449			64				
													DAM LINTON 00155 AMFU							
JUNE 2010 AUSTRALASIAN GROUP BREEDPLAN EBV'S																				
CALVING EASE				GROWTH & MATERNAL						FERTILITY			CARCASE					PROFIT INDEX		
CE Dir (%)	CE DTRS (%)	GL (days)	BW (kg)	200-D (kg)	400-D (kg)	600-D (kg)	MC (kg)	Milk (kg)	SS (cm)	DtC (days)	CW (kg)	EMA (sq.cm)	RibF (mm)	RmpF (mm)	RBY (%)	IMF (%)	SRI (\$)	CEI (\$)	API (\$)	
-	-	-	5.2	36	66	87	90	11	-	-	-	-	-	-	-	-	\$43	\$31	\$49	

LINTON 09603													SIRE LINTON 07288			65				
													DAM LINTON 02590 AMFU							
JUNE 2010 AUSTRALASIAN GROUP BREEDPLAN EBV'S																				
CALVING EASE				GROWTH & MATERNAL						FERTILITY			CARCASE					PROFIT INDEX		
CE Dir (%)	CE DTRS (%)	GL (days)	BW (kg)	200-D (kg)	400-D (kg)	600-D (kg)	MC (kg)	Milk (kg)	SS (cm)	DtC (days)	CW (kg)	EMA (sq.cm)	RibF (mm)	RmpF (mm)	RBY (%)	IMF (%)	SRI (\$)	CEI (\$)	API (\$)	
-0.5	-	-	5.9	33	68	94	111	7	-	-	-	-	-	-	-	-	\$39	\$30	\$43	

LINTON 09613													SIRE LINTON 06029			66				
													DAM LINTON 00278 AMFU							
JUNE 2010 AUSTRALASIAN GROUP BREEDPLAN EBV'S																				
CALVING EASE				GROWTH & MATERNAL						FERTILITY			CARCASE					PROFIT INDEX		
CE Dir (%)	CE DTRS (%)	GL (days)	BW (kg)	200-D (kg)	400-D (kg)	600-D (kg)	MC (kg)	Milk (kg)	SS (cm)	DtC (days)	CW (kg)	EMA (sq.cm)	RibF (mm)	RmpF (mm)	RBY (%)	IMF (%)	SRI (\$)	CEI (\$)	API (\$)	
-	-	-	6.9	42	75	95	92	14	-	-	-	-	-	-	-	-	\$38	\$11	\$44	

LINTON 09620													SIRE LINTON 07421			67				
													DAM LINTON 06058 AMS25%							
JUNE 2010 AUSTRALASIAN GROUP BREEDPLAN EBV'S																				
CALVING EASE				GROWTH & MATERNAL						FERTILITY			CARCASE					PROFIT INDEX		
CE Dir (%)	CE DTRS (%)	GL (days)	BW (kg)	200-D (kg)	400-D (kg)	600-D (kg)	MC (kg)	Milk (kg)	SS (cm)	DtC (days)	CW (kg)	EMA (sq.cm)	RibF (mm)	RmpF (mm)	RBY (%)	IMF (%)	SRI (\$)	CEI (\$)	API (\$)	
-	-	-	3.6	35	74	91	-	-	-	-	-	-	-	-	-	-	\$53	\$41	\$62	

LINTON 09622													SIRE LINTON 07040			68				
													DAM LINTON 06658 AMS25%							
JUNE 2010 AUSTRALASIAN GROUP BREEDPLAN EBV'S																				
CALVING EASE				GROWTH & MATERNAL						FERTILITY			CARCASE					PROFIT INDEX		
CE Dir (%)	CE DTRS (%)	GL (days)	BW (kg)	200-D (kg)	400-D (kg)	600-D (kg)	MC (kg)	Milk (kg)	SS (cm)	DtC (days)	CW (kg)	EMA (sq.cm)	RibF (mm)	RmpF (mm)	RBY (%)	IMF (%)	SRI (\$)	CEI (\$)	API (\$)	
-	-	-	3.9	34	65	84	-	-	-	-	-	-	-	-	-	-	\$48	\$40	\$60	



10 MOFFAT STREET, NIGHTCAPS

**STOCK CARTAGE including Specialised Deer Crates
LIME & SUPERPHOSPHATE SPREADING**

**OHAI-NIGHTCAPS-IN'GILL FREIGHT SERVICE
BULK CARTAGE—ALL TYPES UNDERTAKEN**

**LOADER FOR HIRE
TELEHANDLER FOR HIRE with soft grabs**

**STOCKISTS OF LIGNITE SOIL,
SUPERDIRT GRAVEL (Various Grades)**

Locally owned and operated
Our business is built on service

**Phone Dean or Wayne anytime
Phone 03 225 7893, Fax 03 225 7029
transport.services@hwr.co.nz**



LINTON 09650										SIRE LINTON 07040		DAM LINTON 06439 AMFU		69					
JUNE 2010 AUSTRALASIAN GROUP BREEDPLAN EBV'S																			
CALVING EASE				GROWTH & MATERNAL						FERTILITY			CARCASE				PROFIT INDEX		
CE Dir (%)	CE DTRS (%)	GL (days)	BW (kg)	200-D (kg)	400-D (kg)	600-D (kg)	MC (kg)	Milk (kg)	SS (cm)	DtC (days)	CW (kg)	EMA (sq.cm)	RibF (mm)	RmpF (mm)	RBY (%)	IMF (%)	SRI (\$)	CEI (\$)	API (\$)
-	-	-	2.9	28	55	66	-	-	-	-	-	-	-	-	-	-	\$40	\$33	\$43

LINTON 09663										SIRE LINTON 07049		DAM LINTON 05567 AMFU		70					
JUNE 2010 AUSTRALASIAN GROUP BREEDPLAN EBV'S																			
CALVING EASE				GROWTH & MATERNAL						FERTILITY			CARCASE				PROFIT INDEX		
CE Dir (%)	CE DTRS (%)	GL (days)	BW (kg)	200-D (kg)	400-D (kg)	600-D (kg)	MC (kg)	Milk (kg)	SS (cm)	DtC (days)	CW (kg)	EMA (sq.cm)	RibF (mm)	RmpF (mm)	RBY (%)	IMF (%)	SRI (\$)	CEI (\$)	API (\$)
0.3	-	-	5.5	38	73	93	82	18	-	-	48	-	-	-	-	-	\$54	\$34	\$65

LINTON 09679										SIRE LINTON 06615		DAM LINTON 03081 AMFU		71					
JUNE 2010 AUSTRALASIAN GROUP BREEDPLAN EBV'S																			
CALVING EASE				GROWTH & MATERNAL						FERTILITY			CARCASE				PROFIT INDEX		
CE Dir (%)	CE DTRS (%)	GL (days)	BW (kg)	200-D (kg)	400-D (kg)	600-D (kg)	MC (kg)	Milk (kg)	SS (cm)	DtC (days)	CW (kg)	EMA (sq.cm)	RibF (mm)	RmpF (mm)	RBY (%)	IMF (%)	SRI (\$)	CEI (\$)	API (\$)
0.2	1	-3.3	4.1	34	64	79	57	13	2.5	-1.9	40	-	-	-	-	-	\$48	\$29	\$59

LINTON 09680										SIRE LINTON 07449		DAM LINTON 05372 AMFU		72					
JUNE 2010 AUSTRALASIAN GROUP BREEDPLAN EBV'S																			
CALVING EASE				GROWTH & MATERNAL						FERTILITY			CARCASE				PROFIT INDEX		
CE Dir (%)	CE DTRS (%)	GL (days)	BW (kg)	200-D (kg)	400-D (kg)	600-D (kg)	MC (kg)	Milk (kg)	SS (cm)	DtC (days)	CW (kg)	EMA (sq.cm)	RibF (mm)	RmpF (mm)	RBY (%)	IMF (%)	SRI (\$)	CEI (\$)	API (\$)
-	-	-	5.4	42	75	88	78	7	-	-	-	-	-	-	-	-	\$52	\$35	\$60

LINTON 09681										SIRE LINTON 07449		DAM LINTON 05371 AMFU		73					
JUNE 2010 AUSTRALASIAN GROUP BREEDPLAN EBV'S																			
CALVING EASE				GROWTH & MATERNAL						FERTILITY			CARCASE				PROFIT INDEX		
CE Dir (%)	CE DTRS (%)	GL (days)	BW (kg)	200-D (kg)	400-D (kg)	600-D (kg)	MC (kg)	Milk (kg)	SS (cm)	DtC (days)	CW (kg)	EMA (sq.cm)	RibF (mm)	RmpF (mm)	RBY (%)	IMF (%)	SRI (\$)	CEI (\$)	API (\$)
-	-	-	4.3	33	65	81	80	7	-	-	-	-	-	-	-	-	\$47	\$39	\$54

LINTON 09693										SIRE LINTON 07162		DAM LINTON 02358 AMFU		74					
JUNE 2010 AUSTRALASIAN GROUP BREEDPLAN EBV'S																			
CALVING EASE				GROWTH & MATERNAL						FERTILITY			CARCASE				PROFIT INDEX		
CE Dir (%)	CE DTRS (%)	GL (days)	BW (kg)	200-D (kg)	400-D (kg)	600-D (kg)	MC (kg)	Milk (kg)	SS (cm)	DtC (days)	CW (kg)	EMA (sq.cm)	RibF (mm)	RmpF (mm)	RBY (%)	IMF (%)	SRI (\$)	CEI (\$)	API (\$)
-	-	-	3.5	28	63	71	47	12	-	-	-	-	-	-	-	-	\$49	\$38	\$59

LINTON 09711										SIRE LINTON 06615		DAM LINTON 03083 AMFU		75					
JUNE 2010 AUSTRALASIAN GROUP BREEDPLAN EBV'S																			
CALVING EASE				GROWTH & MATERNAL						FERTILITY			CARCASE				PROFIT INDEX		
CE Dir (%)	CE DTRS (%)	GL (days)	BW (kg)	200-D (kg)	400-D (kg)	600-D (kg)	MC (kg)	Milk (kg)	SS (cm)	DtC (days)	CW (kg)	EMA (sq.cm)	RibF (mm)	RmpF (mm)	RBY (%)	IMF (%)	SRI (\$)	CEI (\$)	API (\$)
-	-	-	4.1	33	66	82	-	8	-	-	-	-	-	-	-	-	\$46	\$27	\$57

LINTON 09722										SIRE LINTON 07542		DAM LINTON 06489 AMFU		76					
JUNE 2010 AUSTRALASIAN GROUP BREEDPLAN EBV'S																			
CALVING EASE				GROWTH & MATERNAL						FERTILITY			CARCASE				PROFIT INDEX		
CE Dir (%)	CE DTRS (%)	GL (days)	BW (kg)	200-D (kg)	400-D (kg)	600-D (kg)	MC (kg)	Milk (kg)	SS (cm)	DtC (days)	CW (kg)	EMA (sq.cm)	RibF (mm)	RmpF (mm)	RBY (%)	IMF (%)	SRI (\$)	CEI (\$)	API (\$)
-	-	-	2.7	23	50	62	-	-	-	-	-	-	-	-	-	-	\$39	\$28	\$46



JUNE 2010 AUSTRALASIAN GROUP BREEDPLAN EBV AVERAGE FOR 2008 BORN ANIMALS																			
CALVING EASE				GROWTH & MATERNAL						FERTILITY			CARCASE				PROFIT INDEX		
CE Dir (%)	CE DTRS (%)	GL (days)	BW (kg)	200-DW (kg)	400-DW (kg)	600-DW (kg)	MC (kg)	Milk (kg)	SS (cm)	DtC (Days)	CW (kg)	EMA (sq.cm)	RibF (mm)	RmpF (mm)	RBY (%)	IMF (%)	SRI (\$)	CEI (\$)	API (\$)
0.0	+0.4	-2.5	+4.6	+36	+67	+86	+80	+12	+1.2	-2.5	+48	+2.8	-0.1	-0.1	+0.2	+0.8	+\$39	+\$26	+\$42

LINTON 09733																SIRE LINTON 06617			77	
																DAM LINTON 05034 AMFU				
JUNE 2010 AUSTRALASIAN GROUP BREEDPLAN EBV'S																				
CALVING EASE				GROWTH & MATERNAL						FERTILITY			CARCASE					PROFIT INDEX		
CE Dir (%)	CE DTRS (%)	GL (days)	BW (kg)	200-D (kg)	400-D (kg)	600-D (kg)	MC (kg)	Milk (kg)	SS (cm)	DtC (days)	CW (kg)	EMA (sq,cm)	RibF (mm)	RmpF (mm)	RBY (%)	IMF (%)	SRI (\$)	CEI (\$)	API (\$)	
-	-	-	3.2	33	65	78	-	-	-	-	-	-	-	-	-	-	\$50	\$35	\$59	

LINTON 09734																SIRE LINTON 06615			78	
																DAM LINTON 03131 AMFU				
JUNE 2010 AUSTRALASIAN GROUP BREEDPLAN EBV'S																				
CALVING EASE				GROWTH & MATERNAL						FERTILITY			CARCASE					PROFIT INDEX		
CE Dir (%)	CE DTRS (%)	GL (days)	BW (kg)	200-D (kg)	400-D (kg)	600-D (kg)	MC (kg)	Milk (kg)	SS (cm)	DtC (days)	CW (kg)	EMA (sq,cm)	RibF (mm)	RmpF (mm)	RBY (%)	IMF (%)	SRI (\$)	CEI (\$)	API (\$)	
0.9	0.5	-2.4	4.2	33	67	84	61	15	-	-0.8	44	-	-	-	-	-	\$53	\$38	\$65	

LINTON 09740																SIRE LINTON 07449			79	
																DAM LINTON 00175 AMFU				
JUNE 2010 AUSTRALASIAN GROUP BREEDPLAN EBV'S																				
CALVING EASE				GROWTH & MATERNAL						FERTILITY			CARCASE					PROFIT INDEX		
CE Dir (%)	CE DTRS (%)	GL (days)	BW (kg)	200-D (kg)	400-D (kg)	600-D (kg)	MC (kg)	Milk (kg)	SS (cm)	DtC (days)	CW (kg)	EMA (sq,cm)	RibF (mm)	RmpF (mm)	RBY (%)	IMF (%)	SRI (\$)	CEI (\$)	API (\$)	
1	-	-	3.8	33	59	76	68	11	-	-	38	-	-	-	-	-	\$44	\$36	\$47	

LINTON 09755																SIRE LINTON 07097			80	
																DAM LINTON 04570 AMFU				
JUNE 2010 AUSTRALASIAN GROUP BREEDPLAN EBV'S																				
CALVING EASE				GROWTH & MATERNAL						FERTILITY			CARCASE					PROFIT INDEX		
CE Dir (%)	CE DTRS (%)	GL (days)	BW (kg)	200-D (kg)	400-D (kg)	600-D (kg)	MC (kg)	Milk (kg)	SS (cm)	DtC (days)	CW (kg)	EMA (sq,cm)	RibF (mm)	RmpF (mm)	RBY (%)	IMF (%)	SRI (\$)	CEI (\$)	API (\$)	
0.5	-	-	4.4	33	64	74	73	11	-	-	-	-	-	-	-	-	\$47	\$29	\$53	

LINTON 09756																SIRE LINTON 07128			81	
																DAM LINTON 03374 AMFU				
JUNE 2010 AUSTRALASIAN GROUP BREEDPLAN EBV'S																				
CALVING EASE				GROWTH & MATERNAL						FERTILITY			CARCASE					PROFIT INDEX		
CE Dir (%)	CE DTRS (%)	GL (days)	BW (kg)	200-D (kg)	400-D (kg)	600-D (kg)	MC (kg)	Milk (kg)	SS (cm)	DtC (days)	CW (kg)	EMA (sq,cm)	RibF (mm)	RmpF (mm)	RBY (%)	IMF (%)	SRI (\$)	CEI (\$)	API (\$)	
0.3	-	-	4.1	36	67	87	75	14	-	-	-	-	-	-	-	-	\$48	\$34	\$56	



JUNE 2010 AUSTRALASIAN GROUP BREEDPLAN EBV AVERAGE FOR 2008 BORN ANIMALS																				
CALVING EASE				GROWTH & MATERNAL						FERTILITY			CARCASE					PROFIT INDEX		
CE Dir (%)	CE DTRS (%)	GL (days)	BW (kg)	200-DW (kg)	400-DW (kg)	600-DW (kg)	MC (kg)	Milk (kg)	SS (cm)	DtC (Days)	CW (kg)	EMA (sq,cm)	RibF (mm)	RmpF (mm)	RBY (%)	IMF (%)	SRI (\$)	CEI (\$)	API (\$)	
0.0	+0.4	-2.5	+4.6	+36	+67	+86	+80	+12	+1.2	-2.5	+48	+2.8	-0.1	-0.1	+0.2	+0.8	+\$39	+\$26	+\$42	



Get High on Yield



RAMS SELLING FROM NOVEMBER

We budget \$5/lamb meat yield premium on over 80% of our lambs—can you?

CT SCANNING SUCCESS

- ▲ Reverses trend for heavy lambs to deposit more fat.
- ▲ Lambs effortlessly grade Y

	INDUSTRY	STATION	SHEEP GENETICS UNIT
Average Meat yield/lamb	53%	55%	57%

CONTACT US TODAY:



Hamish Bielski
Sheep Genetic
Manager

T: (03) 225 4689
M: 021 779 485
E: texels@mountlinton.co.nz



Ceri Lewis
Mount Linton
General Manager

T: 0800 685 468
A/H: 03 225 4687
E: clewis@mountlinton.co.nz



WWW.MOUNTLINTON.CO.NZ



4th Annual Female Auction



DATE AUTUMN 2011
PLACE MOUNT LINTON STATION, SOUTHLAND

FOR SALE

250 IC Rising two-year heifers
200 IC Annual draft cows

(NB: These numbers are subject to change)

MAKE CALVING EASY

Source your genetics
from some of the lowest
birthweight EBVs in the
country.

TO REGISTER YOUR INTEREST CONTACT:



Ceri Lewis
Mount Linton General Manager
T: 0800 685 468
A/H: 03 225 4687
E: clewis@mountlinton.co.nz



WWW.MOUNTLINTON.CO.NZ